



8TH European Age Group Competition in Acrobatic Gymnastics Riesa (GER) September 23TH – 28TH, 2015



Women's pair 11-16 - qualifications

Place	Team		DV	D	Pen.	E	A	D+E+A-Pen.	Total score
1. Q	Rita FERREIRA [2000] Joana MOREIRA [2003] POR 1	Balance	0.7	10.000	0.0	9.300	8.900	28.200	55.900
		Dynamic	0.7	10.000	0.0	9.150	8.550	27.700	-0.000 -0.000
2. Q	Olivia PROCTOR [2000] Jessica GLEDHILL [2000] GBR 2	Balance	0.6	10.000	0.0	9.350	8.850	28.200	55.350
		Dynamic	0.6	10.000	0.0	8.700	8.450	27.150	-0.550 -0.550
3. Q	Yasmína ISHANKULOVA [2003] Anna ITCENKO [2001] RUS	Balance	0.5	10.000	0.0	9.000	8.650	27.650	54.800
		Dynamic	0.7	10.000	0.0	8.650	8.500	27.150	-0.550 -1.100
4.	Lauren SAID [2001] Vienna RAMSAY [2003] GBR 1	Balance	0.6	10.000	0.0	9.000	8.550	27.550	54.650
		Dynamic	0.6	10.000	0.0	8.650	8.450	27.100	-0.150 -1.250
5. Q	Frauke CAREELMONT [1999] Noor CAREELMONT [2004] BEL 1	Balance	0.8	10.000	0.0	9.100	8.500	27.600	54.550
		Dynamic	0.6	10.000	0.0	8.700	8.250	26.950	-0.100 -1.350
6. Q	Camille HERRMANN [1999] Lilly KUTTA [2002] GER 1	Balance	0.6	10.000	0.0	8.850	8.650	27.500	54.550
		Dynamic	0.7	10.000	0.0	8.650	8.400	27.050	-0.000 -1.350
7. Q	Gali ROSENSTEIN [1999] May AVIV [2004] ISR 1	Balance	0.6	10.000	0.3	9.100	8.650	27.450	53.900
		Dynamic	0.7	10.000	0.3	8.550	8.200	26.450	-0.650 -2.000
8. Q	Maryna KULAHINA [1999] Anna DISTEL [2004] BLR	Balance	0.6	10.000	0.0	9.250	8.400	27.650	53.650
		Dynamic	0.6	10.000	1.0	8.600	8.400	26.000	-0.250 -2.250
9.	Kirsten DE WAELE [2004] Mathilde BRUYNOOGHE [1999] BEL 2	Balance	0.5	10.000	0.0	8.750	8.200	26.950	53.600
		Dynamic	0.6	10.000	0.0	8.450	8.200	26.650	-0.050 -2.300
10.	Beatriz DOMINGUES [2000] Ines SEMEDO [2004] POR 2	Balance	0.7	10.000	0.0	8.500	8.450	26.950	53.500
		Dynamic	0.7	10.000	0.0	8.250	8.300	26.550	-0.100 -2.400
11. Q	Jagoda PILCH [2001] Dominika KURSA [2002] POL 2	Balance	0.5	10.000	0.0	8.700	8.250	26.950	53.450
		Dynamic	0.6	10.000	0.0	8.500	8.000	26.500	-0.050 -2.450
12. R	Amber KLIJN [2001] Liah PETERS [2000] NED 1	Balance	0.5	10.000	0.0	8.800	8.300	27.100	53.350
		Dynamic	0.5	10.000	0.0	8.150	8.100	26.250	-0.100 -2.550

Women's pair 11-16 - qualifications

Place	Team		DV	D	P	E	A	B+E+A-P	Total score
Noa KAPLAN [2004] Shir BENDER [2001]									
13.		Balance	0.6	10.000	0.0	8.550	8.300	26.850	53.200
		Dynamic	0.7	10.000	0.0	8.050	8.300	26.350	-0.150 -2.700
Nancy DEGER [1999] Lina EBERT [2002]									
14.		Balance	0.7	10.000	0.0	8.100	7.950	26.050	52.350
		Dynamic	0.7	10.000	0.0	8.050	8.250	26.300	-0.850 -3.550
Aine SHEEHAN [2000] Katie WHITE [2002]									
15. R		Balance	0.5	10.000	0.0	8.250	7.850	26.100	52.050
		Dynamic	0.7	10.000	0.0	8.050	7.900	25.950	-0.300 -3.850
Linda STEINSCHADEN [2000] Lena ZELLINGER [2003]									
16.		Balance	0.6	10.000	0.0	8.400	7.800	26.200	51.600
		Dynamic	0.7	10.000	0.0	7.800	7.600	25.400	-0.450 -4.300
Mireia GASCO [2004] Ruth BARRANCO [1999]									
17.		Balance	0.5	10.000	0.6	8.200	8.050	25.650	51.550
		Dynamic	0.7	10.000	0.0	8.200	7.700	25.900	-0.050 -4.350
Micol PARISOTTO [1999] Claudia BERRA [2003]									
18.		Balance	0.6	10.000	0.0	8.450	7.600	26.050	51.350
		Dynamic	0.7	10.000	0.0	7.850	7.450	25.300	-0.200 -4.550
Marta STOPINSKA [2003] Maja POSMYK [2000]									
19.		Balance	0.5	10.000	1.9	8.400	8.300	24.800	51.050
		Dynamic	0.7	10.000	0.0	8.350	7.900	26.250	-0.300 -4.850
Melanie JONGEDIJK [2004] Lisa VERMANING [1999]									
20.		Balance	0.5	10.000	0.0	8.550	7.950	26.500	50.850
		Dynamic	0.5	10.000	1.0	7.500	7.850	24.350	-0.200 -5.050
Giorgia PESSINA [1999] Sharon AGAZZONE [2004]									
21.		Balance	0.6	10.000	0.0	8.450	7.950	26.400	50.800
		Dynamic	0.7	10.000	0.0	7.000	7.400	24.400	-0.050 -5.100
Sophie OLEARY [2000] Siun NALLY [2001]									
22.		Balance	0.5	10.000	0.3	8.300	7.950	25.950	49.850
		Dynamic	0.6	10.000	0.3	6.950	7.250	23.900	-0.950 -6.050
Polina RICHTER [2000] Eva KUTMAN [2003]									
23.		Balance	0.4	9.800	0.3	7.100	6.450	23.050	47.950
		Dynamic	0.7	10.000	0.0	7.900	7.000	24.900	-1.900 -7.950
Allina LUOSA [2000] Silja HALME [2003]									
24.		Balance	0.4	9.800	0.3	6.700	6.750	22.950	47.700
		Dynamic	0.6	10.000	0.1	7.550	7.300	24.750	-0.250 -8.200



8TH European Age Group Competition in Acrobatic Gymnastics Riesa (GER) September 23TH – 28TH, 2015









Women's group 11-16 - qualifications

Place	Team	DV	D	Pen.	E	A	D+E+A-Pen.	Total score	
1. Q	RUS Anastasiia BYKOVA [2004] Ekaterina SERGEEVA [2001] Elizaveta SERGEEVA [2001]	Balance	0.5	10.000	0.0	9.200	8.900	28.100	56.050
		Dynamic	0.7	10.000	0.0	9.100	8.850	27.950	-0.000
2. Q	GBR Megan SMITH [2000] Leah MUNDAY [2000] Sophie REYNOLDS [2003]	Balance	0.5	10.000	0.0	9.100	8.850	27.950	55.600
		Dynamic	0.9	10.000	0.0	8.750	8.900	27.650	-0.450
3. Q	ISR 1 Iaroslava BEKRENEV [1999] Yuval REZNIK [1999] Noa KAZADO-Yakar [2003]	Balance	0.5	10.000	0.0	9.050	8.750	27.800	54.950
		Dynamic	0.7	10.000	0.0	8.450	8.700	27.150	-0.650
4. Q	POR 1 Carolina MONTEIRO [2001] Leonor CAVILHAS [2000] Leonor CARTAXO [2004]	Balance	0.5	10.000	0.0	8.850	8.600	27.450	54.800
		Dynamic	0.7	10.000	0.0	8.700	8.650	27.350	-0.150
5.	ISR 2 Yarin OVADIA [2001] Inbal ZEITOUNE [2000] Meshi HURVITZ [2003]	Balance	0.5	10.000	0.1	9.050	8.700	27.650	54.750
		Dynamic	0.7	10.000	0.1	8.650	8.550	27.100	-0.050
6. Q	BEL 1 Aukje QUIVREUX [2004] Liset LORRE [2000] Marthe VAN DE KEERE [2000]	Balance	0.5	10.000	0.0	9.000	8.500	27.500	54.600
		Dynamic	0.6	10.000	0.0	8.550	8.550	27.100	-0.150
7.	POR 2 Filipa PATROCINIO [2001] Beatriz CARNEIRO [2001] Francisca MAIA [2004]	Balance	0.5	10.000	0.0	8.850	8.250	27.100	54.550
		Dynamic	0.6	10.000	0.0	8.950	8.500	27.450	-0.050
8. Q	GER 1 Natalia PERSICKE [1999] Valery MASLO [1999] Sophie SCHREINER [2003]	Balance	0.6	10.000	0.0	8.750	8.300	27.050	53.800
		Dynamic	0.9	10.000	0.0	8.300	8.450	26.750	-0.750
9.	BEL 2 Dongyang VAN LANDEGEM [2003] Willemeijn IMSCHOOT [2000] Amelie VANHAUWENHUYSE [2001]	Balance	0.5	10.000	0.0	8.900	8.350	27.250	53.600
		Dynamic	0.5	10.000	0.0	8.200	8.150	26.350	-0.200
10.	GER 2 Jacqueline KREUTZPOINTNER [1999] Sina LIPPERT [2000] Alexandra HESSE [2003]	Balance	0.5	10.000	0.0	8.700	8.150	26.850	53.400
		Dynamic	1.0	10.000	0.0	8.100	8.450	26.550	-0.200
11. Q	BUL Vasilena RABOCHIIYSKA [2004] Gaya DILANOVA [2000] Tsvetelina DANCHEVA [1999]	Balance	0.5	10.000	0.0	8.900	8.050	26.950	53.150
		Dynamic	1.0	10.000	0.0	8.050	8.150	26.200	-0.250
12. Q	POL 1 Nicola HYZYK [2001] Julia GALUSIAKOWSKA [2000] Monika SIWOLOWSKA [2003]	Balance	0.5	10.000	0.0	8.650	8.400	27.050	53.150
		Dynamic	0.7	10.000	0.0	7.950	8.150	26.100	-0.000

Women's group 11-16 - qualifications

Place	Team	DV	D	P	E	A	B+E+A-P	Total score	
Eléonore RE [2002] Chiara GALATI [2000] Julia GALATI [2000]									
13. R	 FRA	Balance	0.5	10.000	0.0	8.750	8.200	26.950	53.050
		Dynamic	0.7	10.000	0.0	7.750	8.350	26.100	-0.100 -3.000
Andrea LOPEZ [1999] Alexandra GONZALEZ [1999] Sandra PINTOR [2004]									
14. R	 ESP	Balance	0.5	10.000	0.0	8.400	8.000	26.400	53.000
		Dynamic	0.9	10.000	0.0	8.450	8.150	26.600	-0.050 -3.050
Demi VOGEL [2003] Sharasee DENZ [2002] Amber BOSMA [2001]									
15.	 NED 1	Balance	0.5	10.000	0.0	8.500	8.300	26.800	53.000
		Dynamic	0.6	10.000	0.0	7.950	8.250	26.200	-0.000 -3.050
Rebecca SHANNON [2002] Roisin OTOOLE [1999] Rachel KAVANAGH [2000]									
16.	 IRL	Balance	0.5	10.000	0.0	8.650	8.050	26.700	52.900
		Dynamic	0.5	10.000	0.0	8.200	8.000	26.200	-0.100 -3.150
Karolina SZCZEPANIAK [2002] Gloria ZACHARSKA [2001] Angele VILLANUEVA [2003]									
17.	 POL 2	Balance	0.5	10.000	0.0	8.500	8.250	26.750	52.850
		Dynamic	0.7	10.000	0.0	8.100	8.000	26.100	-0.050 -3.200
Marlies PUSZTER [2000] Paula PREGESBAUER [2001] Emely AXMANN [2003]									
18.	 AUT 1	Balance	0.5	10.000	0.0	8.400	8.050	26.450	52.350
		Dynamic	0.8	10.000	0.0	8.000	7.900	25.900	-0.500 -3.700
Gabriella ZIJLSTRA [2004] Famke VAN WIEREN [2000] Melissa DIJKSTRA [1999]									
19.	 NED 2	Balance	0.6	10.000	0.0	8.450	8.000	26.450	52.150
		Dynamic	0.6	10.000	0.0	7.900	7.800	25.700	-0.200 -3.900
Csilla SZABO [2001] Zsanett DARABONT [1999] Kitti KOHLER [2003]									
20.	 HUN 2	Balance	0.5	10.000	0.0	8.250	7.900	26.150	52.100
		Dynamic	0.7	10.000	0.0	7.800	8.150	25.950	-0.050 -3.950
Miriam AGAZZONE [2000] Francesca CORRADINO [2000] Elisa BAGAROTTI [2004]									
21.	 ITA 1	Balance	0.5	10.000	0.0	8.550	7.850	26.400	51.950
		Dynamic	0.8	10.000	0.0	7.550	8.000	25.550	-0.150 -4.100
Maria KALPAKI [2001] Danai Maria KAMARA [2000] Konstantina Nikoleta KOMNINOI [2004]									
22.	 GRE	Balance	0.5	10.000	0.0	8.400	8.200	26.600	51.850
		Dynamic	1.0	10.000	0.0	7.250	8.000	25.250	-0.100 -4.200
Chiara MAGENIS [2001] Beatrice TAVAZZI [2001] Elisa GIOVE [2004]									
23.	 ITA 2	Balance	0.5	10.000	0.0	8.250	7.750	26.000	51.650
		Dynamic	0.6	10.000	0.0	7.700	7.950	25.650	-0.200 -4.400
Emma LEVAILLANT [2001] Eva ARNULF [2000] Penelope FRESKO [2003]									
24.	 MON	Balance	0.5	10.000	0.3	8.200	7.400	25.300	51.350
		Dynamic	0.7	10.000	0.0	8.050	8.000	26.050	-0.300 -4.700






Women's group 11-16 - qualifications

Place	Team		DV	D	P	E	A	B+E+A-P	Total score
25.	 HUN 1 Liliana SEBESTYEN [2001] Elizabet HORVATH [2001] Kinga DIENES [2004]	Balance	0.5	10.000	0.3	8.100	7.950	25.750	51.050
		Dynamic	0.7	10.000	0.0	7.500	7.800	25.300	-0.300 -5.000
26.	 AUT 2 Eva RITTER [2001] Pia WAGNER [2004] Victoria DATLER [2001]	Balance	0.5	10.000	0.0	8.150	7.650	25.800	50.650
		Dynamic	0.7	10.000	0.0	7.200	7.650	24.850	-0.400 -5.400
27.	 SUI 1 Anais FERRARI [2004] Lara PICCIRILLO [2001] Emi KISHII [1999]	Balance	0.5	10.000	0.0	8.100	7.450	25.550	50.250
		Dynamic	0.7	10.000	0.0	7.250	7.450	24.700	-0.400 -5.800
28.	 FIN Inka KOSKENKORVA [1999] Hiikka NISULA [2000] Vilma LUOMA-NIRVA [2003]	Balance	0.5	10.000	0.0	7.500	7.400	24.900	50.200
		Dynamic	0.7	10.000	0.3	7.850	7.750	25.300	-0.050 -5.850
29.	 ARM Mariam AVETISYAN [2002] Astghik HABESHYAN [2000] Ani HARUTYUNYAN [1999]	Balance	0.5	10.000	0.1	8.100	7.450	25.450	49.400
		Dynamic	0.5	10.000	0.3	7.100	7.150	23.950	-0.800 -6.650
30.	 SUI 2 Leana GREDIG [2004] Celine HUG [2001] Laura MAZZOCCO [2000]	Balance	0.5	10.000	0.0	7.450	7.250	24.700	48.550
		Dynamic	0.7	10.000	0.3	7.000	7.150	23.850	-0.850 -7.500

Mixed pair 11-16 - qualifications

Place	Team		DV	D	Pen.	E	A	D+E+A-Pen.	Total score
1. Q	 RUS 1 Victoria AKSENOVA [2001] Alexander DUBOVITSKIY [2002]	Balance	0.6	10.000	0.3	9.150	8.750	27.600	55.250
		Dynamic	0.5	10.000	0.3	9.300	8.650	27.650	-0.000
2.	 RUS 2 Elena KOVALENKO [2002] Anatoly SLIVKOV [2000]	Balance	0.7	10.000	0.0	8.850	8.500	27.350	55.150
		Dynamic	0.5	10.000	0.0	9.150	8.650	27.800	-0.100
3. Q	 GBR 1 Finlay COCHRANE [2002] Kirsten OWEN [2004]	Balance	0.5	10.000	0.3	9.100	8.800	27.600	55.050
		Dynamic	0.5	10.000	0.3	9.150	8.600	27.450	-0.100
4.	 GBR 2 Rhys COWLER [1999] Mollie JAGGERS [2004]	Balance	0.6	10.000	0.6	9.050	8.700	27.150	54.450
		Dynamic	0.5	10.000	0.6	9.250	8.650	27.300	-0.600
5. Q	 GER Daniel BLINTSOV [2000] Sneschana SINKOV [2004]	Balance	0.6	10.000	0.0	8.700	8.550	27.250	54.350
		Dynamic	0.5	10.000	0.0	8.750	8.350	27.100	-0.100
6. Q	 POR Pedro MALATO [2000] Maria SILVA [2002]	Balance	0.5	10.000	0.0	8.700	8.150	26.850	53.200
		Dynamic	0.5	10.000	0.0	8.350	8.000	26.350	-1.150
7. Q	 BEL Eveline HENDRIJCKX [2001] Seppe BEYENS [2000]	Balance	0.5	10.000	0.0	8.400	7.950	26.350	52.900
		Dynamic	0.5	10.000	0.0	8.500	8.050	26.550	-0.300
8. Q	 GEO 2 Ani JOKHADZE [2002] Giga IMNADZE [2002]	Balance	0.9	10.000	0.3	8.400	7.850	25.950	52.750
		Dynamic	0.5	10.000	0.3	8.650	8.450	26.800	-0.150
9. Q	 UKR 2 Lydiya NAUMENKO [1905] Oleksiy SHADURSKIY [2002]	Balance	0.5	10.000	0.3	8.200	8.050	25.950	52.700
		Dynamic	0.5	10.000	0.3	8.750	8.300	26.750	-0.050
10. Q	 MDA Ecaterina ZABUTIRINA [2004] Emilian BUDU [2000]	Balance	0.7	10.000	0.0	8.250	7.650	25.900	52.300
		Dynamic	0.5	10.000	0.0	8.250	8.150	26.400	-0.400
11. R	 ARM Kristine HAKOBYAN [2004] Hayk HAYRAPETYAN [1999]	Balance	0.8	10.000	0.0	8.250	8.050	26.300	52.300
		Dynamic	0.6	10.000	0.0	8.100	7.900	26.000	-0.000
12.	 UKR 1 Oleksandr MADEI [2000] Daryna PLOKHOTNIUK [2003]	Balance	0.5	10.000	1.9	8.100	8.400	24.600	51.850
		Dynamic	0.5	10.000	0.0	8.850	8.400	27.250	-0.450

Mixed pair 11-16 - qualifications

Place	Team		DV	D	P	E	A	B+E+A-P	Total score
Lorenzo MARTINO [2003] Rebecca SIRCA [2004]									
13. R	 ITA	Balance	0.9	10.000	0.1	8.200	7.350	25.450	51.300
		Dynamic	0.6	10.000	0.1	8.300	7.650	25.850	-0.550 -3.950
Andrea VERISIMO [2002] Luiz Antonio AMARAL [1999]									
14.	 ESP	Balance	0.6	10.000	1.9	8.250	8.050	24.400	51.100
		Dynamic	0.5	10.000	0.0	8.650	8.050	26.700	-0.200 -4.150
Emilia LITSCHAUER [2004] Nico RICHTER [2001]									
15.	 AUT	Balance	0.4	9.800	0.3	8.050	7.150	24.700	50.700
		Dynamic	0.5	10.000	0.0	8.250	7.750	26.000	-0.400 -4.550
Anastasija KISLAJA [2004] Igor SOLOVJOV [1999]									
16.	 LTU 1	Balance	0.5	10.000	0.3	7.550	7.100	24.350	49.700
		Dynamic	0.5	10.000	0.6	8.100	7.850	25.350	-1.000 -5.550
Richard TREZSI [1999] Anna NYERGES [2002]									
17.	 HUN	Balance	0.6	10.000	0.6	7.800	7.450	24.650	49.250
		Dynamic	0.5	10.000	0.3	7.500	7.400	24.600	-0.450 -6.000



8TH European Age Group Competition in Acrobatic Gymnastics Riesa (GER) September 23TH – 28TH, 2015



Mens' pair 11-16 - qualifications









Place	Team		DV	D	Pen.	E	A	D+E+A-Pen.	Total score
Semen LVOV [2003] Dmitrii GOLOVACHEV [2000]									
1.	RUS	Balance	0.5	10.000	0.3	9.450	8.850	28.000	55.400
Q		Dynamic	0.5	10.000	0.3	8.950	8.750	27.400	-0.000
<hr/>									
Sam LARGE [2001] Hector KINGHORN [2003]									
2.	GBR	Balance	0.5	10.000	0.0	9.250	8.600	27.850	55.100
Q		Dynamic	0.5	10.000	0.0	8.750	8.500	27.250	-0.300
<hr/>									
Mykyta LUKAKHIN [1999] Mykyta NIKITIN [2004]									
3.	UKR	Balance	0.5	10.000	0.0	9.050	8.150	27.200	54.400
Q		Dynamic	0.5	10.000	0.0	8.700	8.500	27.200	-0.700
<hr/>									
Tomás FILIPE [1999] Henrique BRANCO [2003]									
4.	POR	Balance	0.5	10.000	0.0	8.900	8.500	27.400	54.150
Q		Dynamic	0.5	10.000	0.0	8.400	8.350	26.750	-0.250
<hr/>									
Ivan KHAZHANETS [2001] Mykolai ZEMLYANYI [2003]									
5.	UKR	Balance	1.0	10.000	0.3	9.050	8.150	26.900	53.700
		Dynamic	0.9	10.000	0.3	8.600	8.500	26.800	-0.450
<hr/>									
Alejandro GRANEL [1999] Rafael PLANELLS [2002]									
6.	ESP	Balance	0.9	10.000	0.3	8.650	8.350	26.700	53.000
Q		Dynamic	0.5	10.000	0.0	8.000	8.300	26.300	-0.700
<hr/>									
Fabian ZYWIOL [1999] Oskar ZYWIOL [2004]									
7.	POL	Balance	0.7	10.000	0.0	8.300	8.250	26.550	52.800
Q		Dynamic	0.5	10.000	0.0	8.350	7.900	26.250	-0.200
<hr/>									
Nils BEUVEN [2001] Lars Erik POHL [2003]									
8.	GER	Balance	0.8	10.000	0.3	8.750	7.950	26.400	51.600
R		Dynamic	0.5	10.000	0.3	7.850	7.650	25.200	-1.200
<hr/>									
Servozha BARSEGHYAN [2000] Mikayel SHAROYAN [2000]									
9.	ARM	Balance	0.6	10.000	0.6	8.400	7.750	25.550	50.250
R		Dynamic	0.7	10.000	0.3	7.650	7.350	24.700	-1.350
<hr/>									
-5.150									



8TH European Age Group Competition in Acrobatic Gymnastics Riesa (GER) September 23TH – 28TH, 2015



Women's pair 11-16 - final









Place	Team	DV	D	Pen.	E	A	D+E+A-Pen.	Total score
Rita FERREIRA [2000] Joana MOREIRA [2003]								
1.	 POR 1	0.7	10.000	0.0	9.050	9.000	28.050	28.050 -0.000 -0.000
Olivia PROCTOR [2000] Jessica GLEDHILL [2000]								
2.	 GBR 2	0.6	10.000	0.0	9.200	8.800	28.000	28.000 -0.050 -0.050
Yasmina ISHANKULOVA [2003] Anna ITCENKO [2001]								
3.	 RUS	0.5	10.000	0.0	9.100	8.700	27.800	27.800 -0.200 -0.250
Maryna KULAHINA [1999] Anna DISTEL [2004]								
4.	 BLR	0.6	10.000	0.0	9.100	8.550	27.650	27.650 -0.150 -0.400
Camille HERRMANN [1999] Lily KUTTA [2002]								
5.	 GER 1	0.6	10.000	0.0	8.850	8.750	27.600	27.600 -0.050 -0.450
Frauke CAREELMONT [1999] Noor CAREELMONT [2004]								
6.	 BEL 1	0.8	10.000	0.0	8.850	8.600	27.450	27.450 -0.150 -0.600
Gali ROSENSTEIN [1999] May AVIV [2004]								
7.	 ISR 1	0.6	10.000	0.3	8.900	8.700	27.300	27.300 -0.150 -0.750
Jagoda PILCH [2001] Dominika KURSA [2002]								
8.	 POL 2	0.5	10.000	0.0	8.650	8.350	27.000	27.000 -0.300 -1.050



8TH European Age Group Competition in Acrobatic Gymnastics Riesa (GER) September 23TH – 28TH, 2015



Women's group 11-16 - final









Place	Team	DV	D	Pen.	E	A	D+E+A-Pen.	Total score
Anastasiia BYKOVA [2004] Ekaterina SERGEEVA [2001] Elizaveta SERGEEVA [2001]								
1.	 RUS	0.7	10.000	0.0	9.200	8.800	28.000	28.000 -0.000
Iaroslava BEKRENEV [1999] Yuval REZNIK [1999] Noa KAZADO-Yakar [2003]								
2.	 ISR 1	0.7	10.000	0.0	9.000	8.800	27.800	27.800 -0.200 -0.200
Megan SMITH [2000] Leah MUNDAY [2000] Sophie REYNOLDS [2003]								
3.	 GBR	0.9	10.000	0.0	9.000	8.650	27.650	27.650 -0.150 -0.350
Carolina MONTEIRO [2001] Leonor CAVILHAS [2000] Leonor CARTAXO [2004]								
4.	 POR 1	0.7	10.000	0.0	8.900	8.550	27.450	27.450 -0.200 -0.550
Aukje QUIVREUX [2004] Liset LORRE [2000] Marthe VAN DE KEERE [2000]								
5.	 BEL 1	0.6	10.000	0.0	8.750	8.400	27.150	27.150 -0.300 -0.850
Natalia PERSICKE [1999] Valery MASLO [1999] Sophie SCHREINER [2003]								
6.	 GER 1	0.9	10.000	0.0	8.650	8.350	27.000	27.000 -0.150 -1.000
Vasilena RABOHCHIYSKA [2004] Gaya DILANOVA [2000] Tsvetelina DANCHEVA [1999]								
6.	 BUL	1.0	10.000	0.0	8.450	8.550	27.000	27.000 -0.000 -1.000
Nicola HYZYK [2001] Julia GALUSIAKOWSKA [2000] Monika SIWOLOWSKA [2003]								
8.	 POL 1	0.7	10.000	0.0	8.100	8.400	26.500	26.500 -0.500 -1.500



8TH European Age Group Competition in Acrobatic Gymnastics Riesa (GER) September 23TH – 28TH, 2015



Mixed pair 11-16 - final

Place	Team	DV	D	Pen.	E	A	D+E+A-Pen.	Total score
	Victoria AKSENOVA [2001] Alexander DUBOVITSKIY [2002]							27.650
1.	 RUS 1	0.5	10.000	0.3	9.050	8.900	27.650	-0.000
	Daniel BLINTSOV [2000] Sneschana SINKOV [2004]							27.450
2.	 GER	0.5	10.000	0.0	8.700	8.750	27.450	-0.200
	Finlay COCHRANE [2002] Kirsten OWEN [2004]							27.300
3.	 GBR 1	0.5	10.000	0.3	8.950	8.650	27.300	-0.150
	Pedro MALATO [2000] Maria SILVA [2002]							27.150
4.	 POR	0.5	10.000	0.0	8.650	8.500	27.150	-0.150
	Ani JOKHADZE [2002] Giga IMNADZE [2002]							26.600
5.	 GEO 2	0.5	10.000	0.3	8.350	8.550	26.600	-0.550
	Eveline HENDRIJCKX [2001] Seppe BEYENS [2000]							26.400
6.	 BEL	0.5	10.000	0.0	8.350	8.050	26.400	-0.200
	Lydiya NAUMENKO [1905] Oleksiy SHADURSKYI [2002]							26.250
7.	 UKR 2	0.5	10.000	0.3	8.350	8.200	26.250	-0.150
	Ecaterina ZABUTIRINA [2004] Emilian BUDU [2000]							26.250
7.	 MDA	0.5	10.000	0.0	7.950	8.300	26.250	-0.000



8TH European Age Group Competition in Acrobatic Gymnastics Riesa (GER) September 23TH – 28TH, 2015



Mens' pair 11-16 - final

Place	Team	DV	D	Pen.	E	A	D+E+A-Pen.	Total score
Sam LARGE [2001] Hector KINGHORN [2003]								28.200
1.	GBR	0.5	10.000	0.0	9.100	9.100	28.200	-0.000 -0.000
Semen LVOV [2003] Dmitrii GOLOVACHEV [2000]								27.850
2.	RUS	0.5	10.000	0.3	9.250	8.900	27.850	-0.350 -0.350
Mykyta LUKAKHIN [1999] Mykyta NIKITIN [2004]								27.450
3.	UKR	0.5	10.000	0.0	8.950	8.500	27.450	-0.400 -0.750
Alejandro GRANEL [1999] Rafael PLANELLS [2002]								27.300
4.	ESP	0.8	10.000	0.0	8.700	8.600	27.300	-0.150 -0.900
Tomás FILIPE [1999] Henrique BRANCO [2003]								27.000
5.	POR	0.5	10.000	0.0	8.400	8.600	27.000	-0.300 -1.200
Fabian ZYWIOL [1999] Oskar ZYWIOL [2004]								26.100
6.	POL	0.7	10.000	0.0	8.050	8.050	26.100	-0.900 -2.100





8TH European Age Group Competition in Acrobatic Gymnastics Riesa (GER) September 23TH – 28TH, 2015



Men's group 11-16 - final

Non official competition

Place	Team	DV	D	Pen.	E	A	D+E+A-Pen.	Total score
Giorgi KUPATADZE [1999] Rati TKEMALADZE [1999] Saba ZAZADZE [1999] Giorgi CHANADIRI [2002]								
1.	 GEO	0.5	10.000	0.0	8.500	8.200	26.700	26.700 -0.000 -0.000
Maksim PAVELKO [2003] Bogdan STEPANOV [2001] Rustam SALIMDZHANOV [2001] Ivan IVANOV [1999]								
2.	 RUS	0.3	9.600	0.0	8.000	7.600	25.200	25.200 -1.500 -1.500