

# 2011 All-Ireland Finals & European trials in **ACROBATICS,** Salthill, Galway



RESULTS

# Preparatory B Pairs

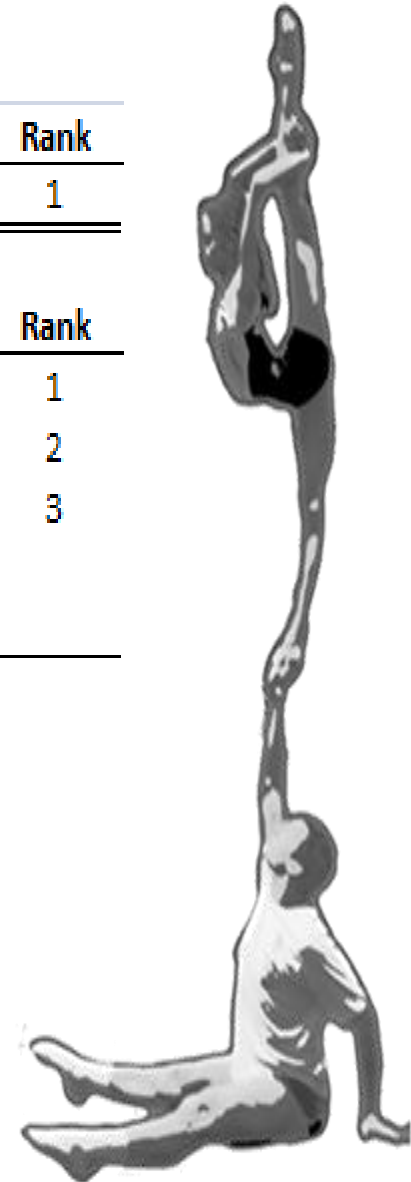
Nbr	Names	Category Region	Final Score	Difficulty	Rank
142	S. LOONEY, S. O'CONNOR	Prep B STH WEST	25.200	10.00	1
130	I. MCCORMACK, S. CONNAUGHTON	Prep B WEST	25.167	10.00	2
136	R. O'LOGHEN, A. MCCARTHY	Prep B SOUTHERN	25.000	9.80	3
140	D. CROSBIE, A. DOYLE	Prep B STH EAST	24.600	9.90	
122	Z. LITTLEJOHNS, C. DUGGAN	Prep B SOUTHERN	24.533	9.80	
118	S. COADY, T. WOODS	Prep B MIDLANDS	24.267	9.80	
144	R. KAVANAGH, B. MACKIE	Prep B WEST	24.200	10.00	
126	J. L. DEMPSEY, L. DELANY	Prep B STH EAST	24.167	9.90	
128	K. GOULD, E. BROWNE	Prep B STH WEST	23.433	10.00	
132	S. TRAVERS, R. KAVANAGH	Prep B MIDLANDS	23.167	9.40	
124	A. MAGUIRE, V. GALLAGHER	Prep B STH DUB	22.850	9.65	
134	C. REYNOLDS, K. JACKSON	Prep B NORTHERN	22.033	9.60	
138	J. DOYLE, S. JACKSON	Prep B STH DUB	21.600	9.70	
120	F. MONAGHAN, S. MCGUIRK	Prep B NORTHERN	20.467	9.50	



# Grade 1 Men's pairs & Mixed Pairs

Nbr	Names	Category Region	Final Score	Difficulty	Rank
182	C. O'DONOVAN, D. HAYES	G1 MP SOUTHERN	20.517	9.40	1

Nbr	Names	Category Region	Final Score	Difficulty	Rank
177	E. O'NEILL, C. CROWLEY	G1 MxP MIDLANDS	24.583	9.65	1
185	D. DIVERS, C. MCGOWAN	G1 MxP WEST	24.567	9.80	2
181	D. BYRNE, A. DARCY	G1 MxP WEST	24.533	9.90	3
183	M. WARWICK, J. FAULKNER	G1 MxP NORTHERN	24.400	9.80	
179	S. BALLINTINE, T. BAXTER	G1 MxP NORTHERN	23.467	9.80	



# Grade 1 – Women's pairs

Nbr	Names	Category Region	Final Score	Difficulty	Rank
160	Y. KEEGAN, A. TOWNSEND	G1 WP SOUTHERN	25.967	9.90	1
154	L. KELLY, S. DOYLE	G1 WP STH EAST	25.333	9.90	2
165	C. JORDAN, T. DOYLE-ROBINSON	G1 WP STH EAST	25.167	9.90	3
150	M. MONAGHAN, A. COYLE	G1 WP NORTHERN	25.033	9.70	
162	S. SPENCE, K. THOMPSON	G1 WP NORTHERN	24.933	9.90	
167	G. CALLANDER, L. MCDONNELL	G1 WP WEST	24.900	9.90	
173	B. KINNARD, S. PRUNTY	G1 WP STH EAST	24.700	9.70	
169	S. NALLY, N. KELLY	G1 WP SOUTHERN	24.667	9.90	
152	F. TAPLEY G. KAVANAGH	G1 WP STH DUB	24.467	9.90	
148	O. DONAGHUE, S. COTTER	G1 WP MIDLANDS	24.000	9.50	
175	C MURPHY, G. TUCKER	G1 WP WEST	23.650	9.65	
171	S. COOPER, R. JACKSON	G1 WP NORTHERN	23.400	9.70	
158	H.WELSH, R MCGOLDRICK	G1 WP WEST	23.267	9.80	
146	C. KAVANAGH, J. BUCKLEY	G1 WP SOUTHERN	23.067	9.90	
156	E. FITZPATRICK, M. O'SULIVAN	G1 WP STH WEST	22.900	9.60	
164	M. ODKUYA, N. MCDONAGH	G1 WP STH DUB	22.300	9.60	



# Grade 1 – Women's Groups

Nbr	Names	Category Region	Final Score	Difficulty	Rank
180	G. CALLANDER, G. WUIJIW, R. GOUGH	G1 WG WEST	25.633	9.90	1
178	L. LINEHAN, C. MULLANE, A. WALSH	G1 WG STH WEST	25.200	9.80	2
168	A. HARTNEY, E. KELLY, N. DALY	G1 WG STH WEST	25.167	9.90	3
153	S. RECK, J. CORISH, A. GUNNING	G1 WG STH EAST	24.700	9.80	
145	J. JONES, E. LEGGETT, E. SHORTISS	G1 WG SOUTHERN	24.200	9.90	
151	S. TOOMEY, F. TAPLEY, G. KAVANAGH	G1 WG STH DUB	24.100	9.90	
149	R. CRYMBLE, N. MEIER, M. MARCI	G1 WG NORTHERN	23.867	9.70	
166	A. WOODBYRNE, S. FRANQUEIRA-NOLAN, S. MCGRATH	G1 WG STH EAST	23.833	9.80	
163	A. GREENE, R. O'NEILL, B. SHEEHAN	G1 WG STH DUB	23.783	9.65	
174	L. KENNEDY, O. DAY, C. SHAW	G1 WG NORTHERN	23.533	9.80	
161	G. MCDONNELL, M. BOYD, A. HARVEY	G1 WG NORTHERN	23.133	9.80	
147	S. O'TOOLE, R. BRENNAN, R. QUIRKE-BOLT	G1 WG MIDLANDS	22.833	9.60	
172	J. KEANE, E. O'DONOVAN, G. O'SHEA	G1 WG SOUTHERN	22.783	9.65	
159	C. HERDMON, A. O'LEARY, L. MCQUAID	G1 WG SOUTHERN	22.667	9.70	
176	S. FIGGIS, C. CARLEY, A. HAYES	G1 WG STH EAST	22.550	9.65	
155	E.DALY, N. LYNES, R. FIELD	G1 WG STH WEST	22.233	9.60	
170	A. O'BRIEN, S. MAHON, D. COLLINS	G1 WG WEST	20.200	9.60	
157	D.CONNOLLY, L. MCDONELL, J BURKE	G1 WG WEST	Withdrawn		





# Grade 2 – Pairs

Nbr	Names	Category	Final Score	Difficulty	Rank
233	L. BOAL, L. MCINNES	G2 WP NORTHERN	25.133	10.0	1
261	S. MORRIS, E. HOWE	G2 WP STH EAST	24.667	9.5	2
237	K. MURPHY, K. BAILEY	G2 WP STH EAST	24.600	9.5	3
251	K. BRENNAN, J. O'BRIEN	G2 WP STH EAST	24.600	9.5	
245	R. TRAVERS, A. MCGOFF	G2 WP MIDLANDS	24.400	9.2	
255	R. FARRELLY, S. CRONIN	G2 WP SOUTHERN	24.267	9.7	
235	S. TOOMEY, Z. TAYLOR	G2 WP STH DUB	23.967	9.7	
239	E. HARRINGTON, M. WEATHERS	G2 WP STH WEST	23.600	9.6	
243	C. SHORTISS, F. LITTLE	G2 WP SOUTHERN	23.417	9.65	
263	E. LANE, N. O'CONNELL	G2 WP STH WEST	23.367	9.5	
231	R. DELANEY, K. FARRELL	G2 WP MIDLANDS	23.300	9.5	
253	O. CANTILLON, M. NAGLE	G2 WP STH WEST	23.167	9.5	
257	E. CARR, M. MCDOWELL	G2 WP NORTHERN	22.950	9.65	
241	F. DELANY, S CALENDAR	G2 WP WEST	22.833	9.7	
247	E. MCCARRON, S. MCKEOWN	G2 WP NORTHERN	22.700	9.8	
259	G. COLLINS, L. HICKEY	G2 WP STH DUB	22.633	9.7	
229	R. O'KEEFFE, S. O'LEARY	G2 WP SOUTHERN	21.500	9.2	
249	R. KAVANAGH, E. O'BRIEN	G2 WP STH DUB	21.167	9.6	

Nbr	Names	Category	Final Score	Difficulty	Rank
131	E. HUSSEY, Z. FAHY	G2 MxP WEST	24.300	10.00	1
127	K. DESMOND, G. COLEMAN	G2 MxP SOUTHERN	22.067	9.70	2
129	R. BOND, A. JACKSON	G2 MxP NORTHERN	21.467	9.60	3



# Grade 2 – Women's Groups

Nbr	Names	Category	Final Score	Difficulty	Rank
250	R. KELLY, K. MCCORMACK, S. CALENDAR	G2 WG WEST	24.667	9.70	1
246	A. BROWNE, C. HEALY, E. GRIFFIN	G2 WG STH WEST	24.283	9.65	2
262	S. GRAYDON, C. BRADLEY, R. CREAN	G2 WG STH EAST	23.700	9.60	3
242	D. MCDONALD, D. BRADLEY, E. HOWE	G2 WG STH EAST	22.350	9.35	
252	N. GEAREY, R. KENNEDY, L. TWOMEY	G2 WG SOUTHERN	22.100	9.70	
258	G. O'ROURKE, C. CLARKE, E. JENNINGS	G2 WG SOUTHERN	22.067	9.60	
238	L. WHELAN, R. BRENNAN, C. CAREW	G2 WG MIDLANDS	21.967	9.40	
240	R. KAVANAGH, G. COLLINS, L. HICKEY	G2 WG STH DUB	21.400	9.60	
260	S. TOOMEY, G. CAREY, A. SHEEHAN	G2 WG STH DUB	21.117	9.65	
244	L. BROWNE, N. MOORE, B. MCCAMLEY	G2 WG NORTHERN	20.800	9.50	
236	H. DUGGAN, A. CAUGHLAN-MCCARTHY, A. LITTLEJOHNS	G2 WG SOUTHERN	20.733	9.60	
248	S. MOLONEY, A. MCGUIRL, F. WILSON	G2 WG NORTHERN	20.400	9.60	
254	T. LOONAM, M. BYRNE, C. CULLEN	G2 WG STH EAST	19.450	9.35	
256	M. MCKEE, M. HAMILTON, C. THOMPSON	G2 WG NORTHERN	19.400	9.80	

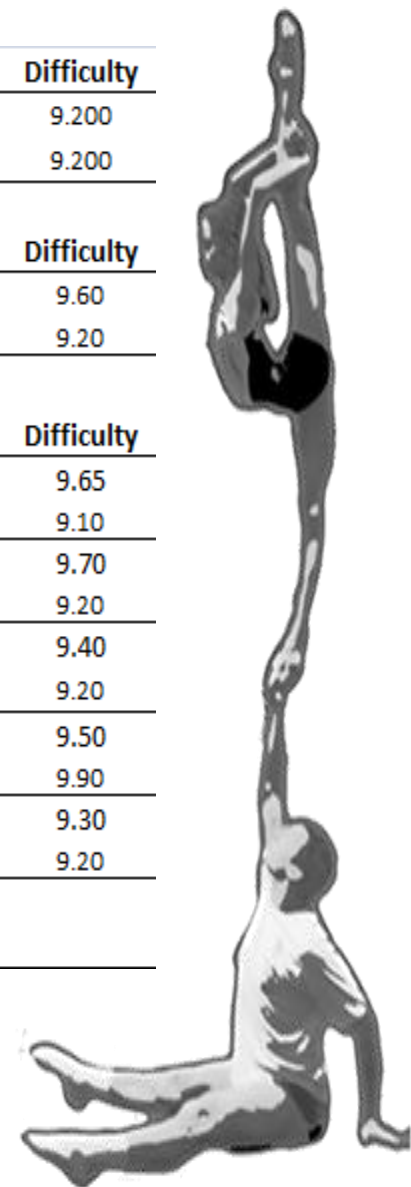


# Grade 3 – Pairs

Nbr	Names	Category	Routine	Final Score	Rank	Routine Score	Difficulty
222	D. CORKERY, A. FIELD	G3 MP STH WEST	Static	42.100	1	21.833	9.200
264			Dynamic			20.267	9.200

Nbr	Names	Category	Routine	Final Score	Rank	Routine Score	Difficulty
184	B. FAGAN, B. GOULDSBURY	G3 MxP STH DUB	Dynamic	48.217	1	24.650	9.60
227			Static			23.567	9.20


Nbr	Names	Category	Routine	Final Score	Rank	Routine Score	Difficulty
224	I. HEALY, E. CLARKE	G3 WP STH WEST	Dynamic	49.250	1	25.150	9.65
133			Static			24.100	9.10
228	K. BRADFIELD, C. MONKS	G3 WP SOUTHERN	Dynamic	48.367	2	26.433	9.70
137			Static			21.933	9.20
230	E. MORRIS, O. CODD	G3 WP STH EAST	Dynamic	46.733	3	22.500	9.40
139			Static			24.233	9.20
232	T. MAITLAND, B. SPENCE	G3 WP NORTHERN	Dynamic	45.867		22.633	9.50
141			Static			23.233	9.90
226	C. MCGUIRE, C. DOYLE	G3 WP STH EAST	Dynamic	44.267		21.133	9.30
135			Static			23.133	9.20
234	A. GUNNING, H. BYRNE	G3 WP STH EAST	Dynamic	Withdrawn			
143			Static				





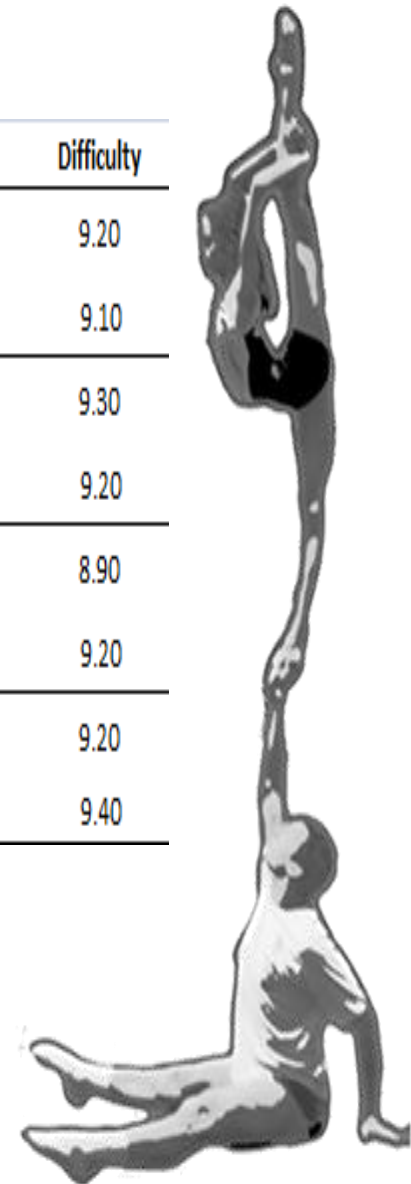
# Grade 3 – Women's Groups

Nbr	Names	Category	Routine	Final Score	Rank	Routine Score	Difficulty
208 108	A. BRENNAN, S. MCCARTHY, H. KEANE	G3 WG SOUTHERN	Static Dynamic	49.600	1	25.117 24.483	9.65 9.65
214 114	R. GRIFFIN, L. CANTILLON, A. GRIFFIN	G3 WG STH WEST	Static Dynamic	49.183	2	25.200 23.983	9.50 9.65
202 102	S. O'LEARY, I. HARDING, C. MURRAY	G3 WG SOUTHERN	Static Dynamic	48.917	3	24.550 24.367	9.65 9.80
212 112	Z. MCGUIRE, N. FLECK, H. BYRNE	G3 WG STH EAST	Static Dynamic	45.550		21.350 24.200	9.35 9.30
206 106	S. BYRNE, C. NEVILLE, A. O'MAHONY	G3 WG SOUTHERN	Static Dynamic	42.300		19.467 22.833	9.00 9.20
216 116	A. EGAN, F. DOOLEY, C. HUDSON	G3 WG WEST	Static Dynamic	39.100		17.483 21.617	8.95 9.65



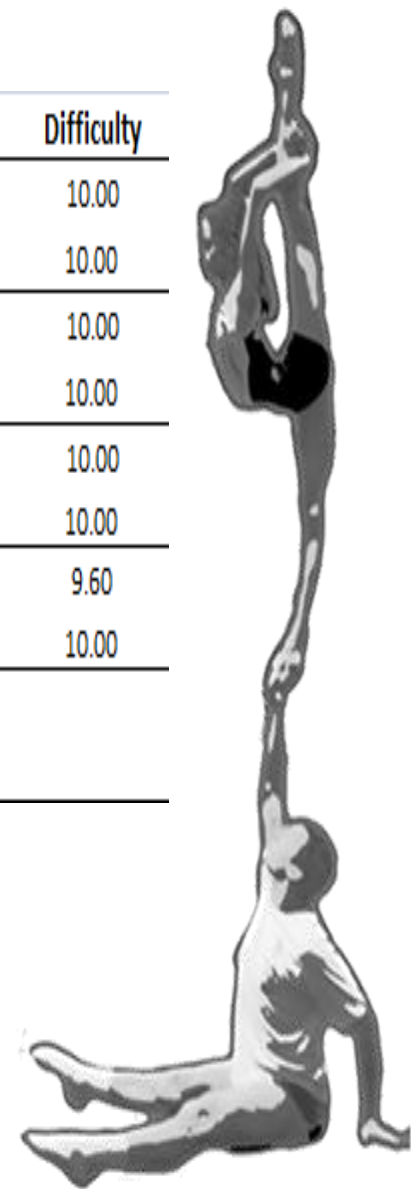
# Grade 4 – Women's Groups

Nbr	Names	Category Region	Routine	Final Score	Rank	Routine Score	Difficulty
121	E. FLOOD, J. MCDONALD, M. LEACY	G4 WG STH EAST	Dynamic	48.800	1	24.067	9.20
221			Static			24.733	9.10
123	K. LYALL, H. CRYMBLE, J. HAMMOND	G4 WG NORTHERN	Dynamic	47.767	2	23.900	9.30
223			Static			23.867	9.20
125	C. CLONEY, A. BRADLEY, C. FORTE	G4 WG STH EAST	Dynamic	47.400	3	23.733	8.90
225			Static			23.667	9.20
119	L. SWARBRICK, M. SHEEHAN, G. O'KEEFFE	G4 WG SOUTHERN	Dynamic	45.400		21.367	9.20
219			Static			24.033	9.40



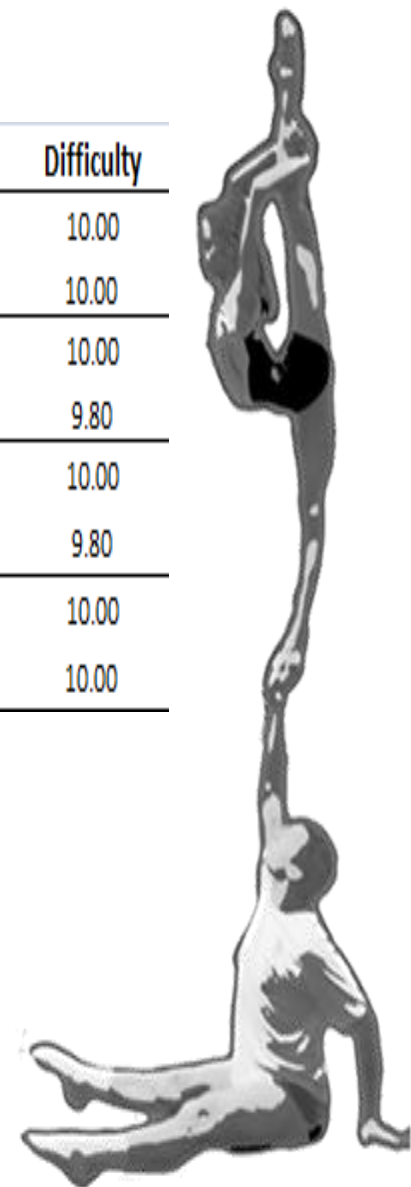
# Age Groups – Women's groups

Nbr	Names	Category Region	Routine	Final Score	Rank	Routine Score	Difficulty
203	L. HOLOHAN, A. FARRELL, M. QUIRKE-BOLT	11-16 WG MIDLANDS	Static	54.967	1	27.733	10.00
103			Dynamic			27.233	10.00
201	C. HICKEY, L. KELLY, C. KIELY	11-16 WG SOUTHERN	Static	54.667	2	27.600	10.00
101			Dynamic			27.067	10.00
205	C. MCGORMAN, D. DREERY, K. O'LEARY-DUFFY	11-16 WG NORTHERN	Static	47.900	3	24.000	10.00
105			Dynamic			23.900	10.00
207	F. DRAYNE, L. O'LEARY, D. MONAGHAN	11-16 WG NORTHERN	Static	43.167		23.967	9.60
107			Dynamic			19.200	10.00
109	A. CALDICOT, H. CROSBIE, A. FURLONG	11-16 WG STH EAST	Static	0.000		Withdrawn	
209			Dynamic			Withdrawn	



# Age Group – Women's pairs

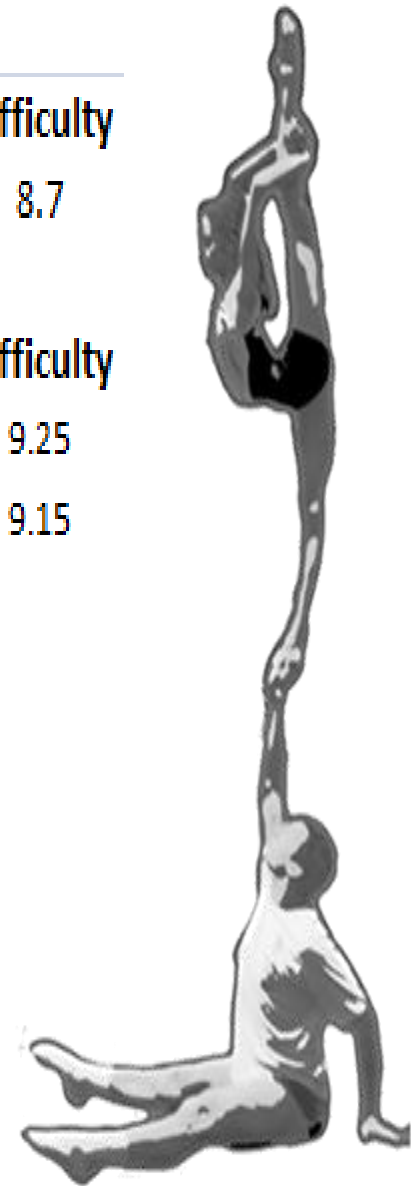
Nbr	Names	Category Region	Routine	Final Score	Rank	Routine Score	Difficulty
213	R. O'SHEA, L. LEHANE	11-16 WP SOUTHERN	Dynamic	55.400	1	27.633	10.00
113			Static			27.767	10.00
215	S. FITZPATRICK, S. GEOGHEGAN	11-16 WP MIDLANDS	Dynamic	51.067	2	25.300	10.00
115			Static			25.767	9.80
211	K. FLYNN, J DEVANEY	11-16 WP SOUTHERN	Dynamic	49.933	3	25.867	10.00
111			Static			24.067	9.80
217	E. CREAN, E. MCDONALD	11-16 WP STH EAST	Dynamic	49.300		24.333	10.00
117			Static			24.967	10.00



# All F.I.G. – Women's Groups

<b>Nbr</b>	<b>Names</b>	<b>Category</b>	<b>Routine</b>	<b>Routine Score</b>	<b>Difficulty</b>
220	F. DOOLEY, J. WATSON, J. MANNION	FIG Open WG WEST	Static	17.633	8.7

<b>Nbr</b>	<b>Names</b>	<b>Category</b>	<b>Routine</b>	<b>Routine Score</b>	<b>Difficulty</b>
204	T. SLOYAN, G. MILLER, S. RENNICK	FIG Jnr WG MIDLANDS	Static	25.650	9.25
210	C. GIBSON, S. HUGHES, S. MCGINN	FIG Jnr WG NORTHERN	Static	18.783	9.15
218	S. ROBERTS, N. RAFTER, S. O'KEEFE	FIG Jnr WG STH EAST	Static	Withdrawn	





# Next event

- ▶ ATT Championships for regions
  - Date: December 10<sup>th</sup>, 2011
  - Venue: The National basketball arena  
Dublin