



10th European Junior Championships in Acrobatic Gymnastics

23 - 27 Oct, 2013, Odivelas - PORTUGAL



10 EUROPEAN CHAMPIONSHIPS JUNIOR ACROBATIC GYMNASTICS

All Around

General Results



Women's Group/Junior

Page. 1

Superior Jury

COLTON Lawrene UEG
VINNIKOV Dmitry UEG
HOFFMANN Kerstin UEG
TOMAS Bernardo UEG
CHARLIER Carine UEG
KOVALCHUC Galina UEG

Panel B

CJP WIESLAWA Milewska POL
E1 KOSAKOVSKYY Stanislav BEL **A1** LEON Juan ESP
E2 GREGÓRIO Idalina POR **A2** YUSHKO Zhanna BLR **D2** HUBENOK Valiantsin BLR
E3 VINNITSKY Leonid ISR **A3** FINDLAY Tracey GBR **L** KUDRYAVTSEVA Valeriya RUS
E4 BERDNIK Vitaliy UKR **A4** KASPRZAK Katarzyna POL **T** BOKMA Kim NED

Rk	Exercise	Time	EXE	ART	DIFF	PEN	Score	Total
1	RUS NIKITINA Yulia/ PARKHOMETC Zhanna/ SUKHOMLINOVA Ksenia							
	Balance	(2:03)	9,200	9,000	10,000 (122)		28,200	
	Dynamic	(2:30)	9,400	9,000	10,000 (120)		28,400	
	All Around	(2:16)	9,300	9,000	10,000 (149)		28,300	84,900
2	GBR BAILEY Jennifer/ IRWIN Cicely/ RUSSELL Josephine							
	Balance	(2:25)	9,100	9,000	10,000 (131)		28,100	
	Dynamic	(2:25)	9,000	8,850	10,000 (119)		27,850	
	All Around	(2:28)	8,900	9,000	10,000 (157)		27,900	83,850
3	BLR BARYSEVICH Katsiaryna/ NABOKINA Veranika/ SANDOVICH Karina							
	Balance	(2:29)	9,250	8,500	10,000 (122)		27,750	
	Dynamic	(2:27)	9,050	8,700	10,000 (117)		27,750	
	All Around	(2:26)	9,050	8,600	10,000 (148)		27,650	83,150
4	UKR OLEFIR Dana/ PANCHUK Diana/ PATCHENKO Hanna							
	Balance	(2:28)	8,900	8,500	10,000 (134)		27,400	
	Dynamic	(2:08)	8,800	8,800	10,000 (115)		27,600	
	All Around	(2:26)	9,000	8,700	10,000 (158)		27,700	82,700
5	POR 2 CRUZ Beatriz/ ROLÃO Sofia/ SERRA Sofia							
	Balance	(2:31)	8,600	8,500	10,000 (122)		27,100	
	Dynamic	(2:30)	8,850	8,750	10,000 (126)		27,600	
	All Around	(2:29)	8,550	8,550	10,000 (147)		27,100	81,800



10th European Junior Championships in Acrobatic Gymnastics

23 - 27 Oct, 2013, Odivelas - PORTUGAL



10 EUROPEAN CHAMPIONSHIPS JUNIOR ACROBATIC GYMNASTICS





All Around

General Results



Page. 2

Women's Group/Junior

6	POL  NOWAK Karolina/ RAWINIS Agnieszka/ SRUTWA Marta	Balance	(2:29)	8,400	8,050	9,700 (100)	0,9	25,250	
		Dynamic	(2:20)	8,250	8,550	10,000 (117)		26,800	
		All Around	(2:28)	8,450	8,500	10,000 (142)		26,950	79,000
7	NED  BIES Danique/ GOEDEMOED Ilja/ JANSMA Linda	Balance	(2:15)	7,750	7,750	9,920 (112)		25,420	
		Dynamic	(2:27)	7,950	8,000	10,000 (110)		25,950	
		All Around	(2:30)	8,050	8,000	10,000 (140)		26,050	77,420
8	CZE  DOSKOVA Kristyna/ FERUSOVA Zaneta/ LUPTAKOVA Blanka	Balance	(2:28)	6,350	6,450	10,000 (123)	0,6	22,200	
		Dynamic	(2:28)	6,100	6,800	9,950 (105)		22,850	
		All Around	(2:25)	6,850	6,850	10,000 (142)		23,700	68,750
9	IRL  EGAN Amy/ HUDSON Ciara/ KELLY Rachel	Balance	(2:29)	6,750	6,250	9,800 (105)	1,2	21,600	
		Dynamic	(2:29)	5,550	6,150	8,800 (66)	1,0	19,500	
		All Around	(2:28)	5,150	5,700	8,850 (87)	0,3	19,400	60,500