

International Acrobatics Tournament Stefka Spasova



Sliven, BULGARIA
9 – 11 October, 2026

Dear ACRO Friends,

Acro Club Stefan Danchev, with the support of the Municipality of Sliven and with the help of the Bulgarian Federation of Sports Acrobatics, is pleased to invite your delegation to participate in the aforementioned International Event **in memory of Stefka Spasova - the first World Champion in women's pair**. Her life was spent in the gym - as a competitor and coach. She raised generations of athletes, won their love, and will never be forgotten.



This is our team





The competition will be organized according to the following directives:

LOCAL ORGANIZING COMMITTEE	Acro Club Stefan Danchev – Sliven Mladost Sports Hall 8800 Sliven, Bulgaria e-mail: acroclubsliven@gmail.com
LOCATION	Sliven, BULGARIA
DATE	7 - 12 October, 2026
VENUE	<p>Vasil Levski Sports Hall Sports complex 8806 Gradski, Sliven</p>   
APPARATUS SUPPLIER	Gymnova – competition floors
RULES AND REGULATIONS	<p>The event will be organized under the following FIG Rules, as valid in the year of the event, except for any deviation mentioned in these directives:</p> <ul style="list-style-type: none"> • Statute <ul style="list-style-type: none"> • Technical Regulations • Code of Points (2025 – 2028) • Pre-Youth, Youth & Juniors Rules • All the official FIG Newsletters • BFSA Technical Regulation, Appendix 1, 2, 3, 4

INVITED	The “International Acrobatics Tournament Stefka Spasova” is organized for National, Regional Teams, and Club teams.
PROVISIONAL SCHEDULE (Subject to Change)	7 October 2026 Arrival of Delegations 8 October 2026 Podium Training per schedule/Orientation Meeting /Judges Meeting 9 October 2026 Competition Day 10 October 2026 Competition Day / Farewell Party 11 October 2026 Competition Day

	12 October 2026 Departure of all delegations
AGES	<p>The competition will take place in following age groups and categories.</p> <ul style="list-style-type: none"> • 13+ (Seniors) According to FIG Rules for Seniors • Age Group 11 - 19 According to FIG Junior Rules (13-19) • Age Group 10 - 18 According to FIG Youth Rules (12-18) • Age Group 09 - 16 According to FIG Pre-Youth Rules (11-16) • Age Group 08 - 16 According BFSa Technical Regulation Appendix 1 and FIG Pre-Youth (11-16) Compulsory Element Table 2025-2028 • Age Group 08 - 14 According BFSa Technical Regulation, Appendix 2 and Appendix 4 • Age Group 06 - 12 According BFSa Technical Regulation Appendix 3 and Appendix 4
COMPETITION FORMAT	<p>Qualifications and Finals in all 5 categories. Ranking after the Qualification is determined by the sum of scores from the two exercises: Balance + Dynamic. The top 8 proceed to a Final.</p> <p>If there are less than 12, only 6 proceed to the final.</p> <p>From 13 to 20 participants, only 8 continue to the final.</p> <p>From 21 to 30 participants, 10 continue to the final.</p> <p>Over 30 participants, 12 continue to the final.</p> <p>Final starts from zero. In the Final, pairs and groups will present one Combined exercise. For Pre-Youth (09-16) WP, MP and MG present a Dynamic exercise, MxP and WG present a Balance exercise.</p> <p>For AG 08-16 please see App. 1 For AG 08-14 please see App. 2 For AG 06-12 please see App. 3</p> <p>Tie Breaks in Qualifications:</p> <ul style="list-style-type: none"> • The highest E-score of the Combined exercise prevails. • The highest A-score of the Combined exercise. • Completed difficulty of the combined exercise. • Group element with the highest value.

	<p>Tie Breaks in Finals:</p> <ul style="list-style-type: none"> • The highest E-score of the Combined exercise prevails. • The highest A-score of the Combined exercise prevails. • Completed difficulty of the combined exercise. • Group element with the highest value.
REGISTRATIONS AND ENTRY FEE	<p>Registrations can be made in the Acro Companion system.</p> <p><u>Definitive Registration</u> The definitive registrations must be submitted by entering the delegation's composition until 03 July 2026 at the very latest.</p> <p><u>Nominative Registration</u> The nominative registration must be submitted by entering the delegation's composition from 04 July 2026 until 03 September 2026 at the very latest.</p> <p>The non-reimbursable cost for the Entry Fee is of 50, - Euro per gymnast. At the time of definitive entry (03 July 2026) 100% of the entry fee must be paid to the LOC.</p>
JUDGES	<p>Each participating federation/club must provide minimum one judge.</p> <ul style="list-style-type: none"> • There will be a 250,- Euro penalty if a delegation does not present a judge. • All judges must be available for the ENTIRE competition. Any exceptions need prior approval.
VISA	<p>Please check with the Bulgarian Embassy or Consulate in your country to see if you need a visa to travel to Bulgaria. If you need an official invitation to obtain a visa to travel to Bulgaria, please contact the OC as soon as possible, but no later than the deadline: 03rd July, 2026. Please make sure that the information you enter is accurate. The OC will use this information to create the visa invitation for your delegation. Incorrect information will result in delays in processing.</p>
INSURANCE	<p>The organizer will not be held responsible for any liabilities in case of accidents, illness, repatriation and the like.</p> <p>All delegations are responsible for ensuring the appropriate coverage against accidents and illness, including Covid. The OC will verify the certificates of insurance of all delegation members upon arrival at accreditation.</p>

INTERNATIONAL TRANSPORTATION	<p>The participating federations/ clubs must pay for the travel costs of their delegation members. The Travel Schedule must be returned to the LOC by 3rd September, 2026.</p>
LOCAL TRANSPORTATION	<p>Transfers to and from the Burgas airport to the official hotel will be provided to all delegations included in the accommodation package on the official arrival and departure days.</p> <p>The LOC may provide transfer service for the Delegations that choose another airport for arrival. In this case please contact the LOC acroclubsliven@gmail.com and an additional charge will be applied.</p>

ACCOMMODATION	<p>The LOC is delighted to provide you with a hotel located within a 3 min. (300m.) walking distance from the event venue.</p> <p>Hotel is a 4-star hotel.</p> <ul style="list-style-type: none"> ○ Accommodation ○ Breakfast ○ Lunch ○ Dinner ○ Banquet <p>Prices per person per night: Single room 100 Euro per person per night Double room 75 Euro per person per night. Triple room 70 Euro per person per night.</p> <p>The Accommodation Form must be returned to the LOC by 03rd July, 2026 at the very latest. The costs for the extra persons are the same as for the official delegation members.</p> <p>The costs for the accommodations must be paid to the LOC as follows: 30% of the Accommodation costs must be paid to the LOC by 03rd July, 2026. The remaining 70% of the Accommodation costs must be paid by 03rd September, 2026. Cancellations after the 04th September, 2026 are not refundable.</p> <p>Breakfast, lunch and dinner will be served at the hotel. The head of delegation will receive meal tickets upon arrival at accreditation.</p>
CLOSING PARTY	<p>All delegations are invited to the Final Banquet.</p>
CANCELATION POLICY	<p>In case of cancellation, costs will be refunded as follows:</p> <p>By 03 July 2026: 100 % refund From 04 July – 03 September 2026: 50% refund From 04 September 2026: no refund</p> <p>Only written cancelations sent by e-mail are accepted.</p> <p>Refund will be made only by bank transfer. All costs for the bank transfers will be at the charge of the participating federations.</p> <p>No refund will be made after the deadline of the Nominative registration.</p>

BANK ACCOUNT INFORMATION	Bank name: DSK Bank Sliven Customer name: Sports Club Acro Stefan Danchev Address: Sports hall Mladost IBAN: BG35 STSA 9300 0006 1441 19 BIC: STSABGSF Each participating Federation/Club is kindly requested to integrate the payment's purpose as follows: Federation/Clubs - IT Stefka Spasova Example: BUL - Acro Club Stefan Danchev - IAT Stefka Spasova -30 people The participating federation/club are responsible for covering all bank fees in connection with the bank transfers.	
DEADLINES SUMMARY	Definitive Registration	03 rd July, 2026
	Payment of the Entry Fee	03 rd July, 2026
	Accommodation Form	03 rd July, 2026
	Payment of the Accommodation Costs – 30%	03 rd July, 2026
	Visa Request Form	03 rd July, 2026
	Nominative Registration	03 rd September, 2026
	Payment of the Accommodation costs - remaining balance	03 rd September, 2026
	Travel Schedule	03 rd September, 2026
AWARDS AND PRIZE MONEY	The top 3 gymnasts will receive medals. They are requested to appear in competition suit. Prize money and a Cup will be given to the Team winners as follow: 1 place - 1000 euro 2 place - 500 euro 3 place - 300 euro There will be awards for Miss and Mister of the event.	

We hope to meet you in Sliven.

Sincerely Yours,

LOC

APPENDIX 1

TEHNICAL REGULATION AGE GROUP 8-16

General Rules:

- Each Pair or Group must present a combined exercise, which must be choreographed and performed to music.
- Music of all exercises has a maximum duration of 2 minutes. Timing relating to all exercises (start of exercise, exercise duration) will be done in one second increments before the CJP penalty is applied. There is no minimum length.
The first note of the music indicates the beginning of the time of the exercise (not the beep). The end of an exercise is the static position of partners, which must coincide with the end of the music.
- The exercise is composed of compulsory elements, selected from the FIG Pre-Youth (11-16) Rules, and optional elements, selected the FIG Tables of Difficulty.
- The combined exercise is formed by (6) six group acrobatics elements:

Pairs exercise:

- There must be exactly two (2) Compulsory Balance Pair elements, each selected from a different row, I, II, III and IV of the Compulsory Element Table, I.e. one from Row I, one from Row I etc.
- There must be exactly one (1) Optional Balance Pair element selected from the FIG Tables of Difficulty, but not of the same the rows used for the Compulsory elements in the table in 11-16.
- There must be exactly two (2) Compulsory Dynamic Elements, each selected from a different row, I, II, III and IV of the Compulsory Element Table, I.e. one from Row I, one from Row II etc.
- There must be exactly one (1) Optional Dynamic element selected from the FIG Tables of Difficulty, but not of the same the rows used for the Compulsory elements in the table in 11-16.
- One of the Dynamic Element (Compulsory or Optional) must be a catch.

- There must be exactly three (3) individual elements must be executed by each partner (freely chosen).

Pairs restrictions:

- The difficulty of the Optional Dynamic Elements must be a minimum of 1 value and a maximum of value 14.
- The difficulty of the optional balance element must be a minimum of value 1 and a maximum of value 9.
- All the landings of all dynamic elements and dismounts with a value greater than 1 must be supported.

Groups exercise:

- There must be one (1) Compulsory Pyramid from a row of the Compulsory Element Table.
- There must be one (1) Optional Pyramid selected from the FIG Tables of Difficulty, but not of the same the row used for the Compulsory elements in the table in 11-16.
- There must be exactly two (2) Compulsory Dynamic Elements, each selected from a different row, I, II, III and IV of the Compulsory Element Table, I.e. one from Row I, one from Row II etc.
- There must be exactly one (1) Optional Dynamic element selected from the FIG Tables of Difficulty, but not of the same the row used for the Compulsory elements in the table in 11-16.
- One of the Dynamic Element (Compulsory or Optional) must be a catch.
- There must be exactly three (3) individual elements must be executed by each partner (freely chosen).

Groups restrictions:

- The difficulty of the Optional Pyramid must be a minimum difficulty value of 4 and a maximum difficulty value of 16 for the static hold of all partners.
- Each pyramid must be performed as a separate construction.
- The difficulty of the Optional Dynamic Elements must be a minimum difficulty value of 1 and a maximum difficulty value of 14 for women and a maximum difficulty value of 10 for men.
- All the landings of all dynamic elements and dismounts with a value greater than 1 must be supported.

Difficulty calculation:

- Each element chosen from the COMPULSORY Difficulty Tables has a stated difficulty value, which is used to determine the Difficulty Value of the exercise.
- Optional elements are NOT used in calculating the Difficulty value of the exercise, although they must be performed to meet Special Requirements.
- The Difficulty value of the exercise is calculated according to the difficulty value of the performed elements up to a MAX of 0,5:

D-Value of Compulsory Elements
0,0
0,1
0,2
0,3
0,4
0,5

A penalty of 1.0 is applied when:

- For each missing requirement;
- Performing more elements than the ones required;
- A pair/group or individual element exceeds the stated maximum value.

APPENDIX 2

TEHNNICAL REGULATION AGE GROUP 8-14

COMPETITION STRUCTURE

Each pair and group present one Combined exercise. The pair/group elements and individual elements should be selected from the tables prepared for that age group shown below in **Appendix 4**.

The Difficulty Score is determined by international Rules: DV divided by 100= D Score.

COMPOSITION OF EXERCISES

The music of the exercise (with or without lyrics) has a maximum duration of 2 minutes.

The combined exercise is formed by (6) six group acrobatics elements. For each missing element, there is a penalty of 1.0.

SPECIAL REQUIREMENTS for PAIRS and GROUPS

The exercises must include 2 Balance and 2 Dynamic Elements (The landing of all dynamic elements and dismounts must be supported, except box number 155). Each balance element must be a static hold of 3 sec. The rest, up to 6 elements, could be as follow:

- 2 Balance elements, or
- 2 Dynamic elements, or
- 1 Balance and 1 Dynamic elements

Each partner should perform exactly three (3) individual elements, free choice out of flexibility, balance, agility and tumbling. They must be selected from the tables for individual elements in Appendix 4.

No salto is required.

Elements requiring a 2-second static hold are indicated in the respective boxes in Appendix 4.

Clarification for Groups

The exercises must include a minimum of 2 separate pyramids (separate constructions) and 2 Dynamic Elements. The rest, up to 6 elements, could be as follow:

- 2 Pyramids
- 2 Dynamic elements
- 1 Pyramid and 1 Dynamic element

A penalty of 1.0 is applied when:

- For each missing requirement;
- Additional group element elements than the ones required;
- Additional individual elements than the ones required.

Instructions for the use of the tables

Boxes 032, 033, 034, 035, 036, 037 to 041 consist of two elements, but they will be considered as one individual element. These elements must be performed in the sequence in which they are drawn.

The motion of the base included in the relevant table may be used for additional difficulty (are not considered an additional element), but the top should be in a position of difficulty. The final position must be held for 3sec.

Each box can be used only one time.

All elements marked with TOP must be performed from the top.

APPENDIX 3

TEHNICAL REGULATION AGE GROUP 6-12

COMPETITION STRUCTURE

Each pair and group present one Combined exercise. The pair/group elements and individual elements should be selected from the tables prepared for that age group shown below in **Appendix 4**.

The Difficulty Score is determined by international Rules: DV divided by 100= D Score.

COMPOSITION OF EXERCISES

The music of the exercise (with or without lyrics) has a maximum duration of 2 minutes.

The combined exercise is formed by (4) four group elements. For each missing element, there is a penalty of 1.0.

SPECIAL REQUIREMENTS for PAIRS and GROUPS

The exercises must include 2 Balance and 2 Dynamic Elements. The landing of all dynamic elements and dismounts must be supported, except box number 155. Each balance element must be a static hold of 3 sec.

Each partner should perform exactly three (3) individual elements, free choice out of flexibility, balance, agility and tumbling. They must be selected from the tables for individual elements in Appendix 4.

No salto is required.

Elements requiring a 2-second static hold are indicated in the respective boxes in Appendix 4.

Clarification for Groups

The exercises must include of 2 separate pyramids (separate constructions) and 2 Dynamic Elements.

A penalty of 1.0 is applied when:

- For each missing requirement;
- Additional group element elements than the ones required;
- Additional individual elements than the ones required.

Instructions for the use of the tables

Boxes 032, 033, 034, 035, 036, 037 to 041 consist of two elements, but they will be considered as one individual element. These elements must be performed in the sequence in which they are drawn.

The motion of the base included in the relevant table may be used for additional difficulty (are not considered an additional element), but the top should be in a position of difficulty. The final position must be held for 3sec.








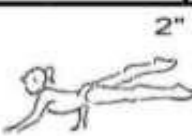
















Each box can be used only one time.

All elements marked with TOP must be performed from the top.


















CHAMPIONS DON'T LEAVE WITHOUT A TRACE



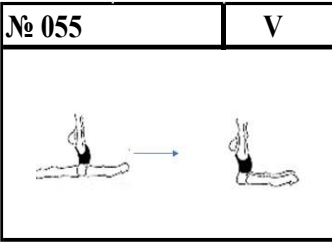


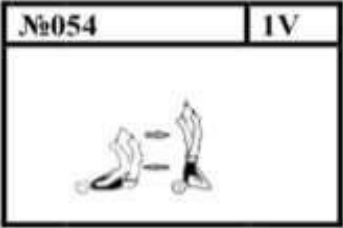
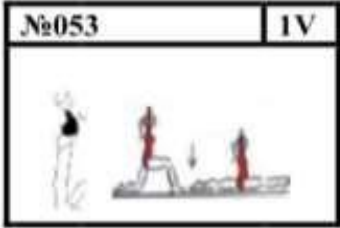

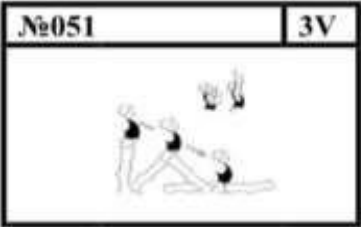
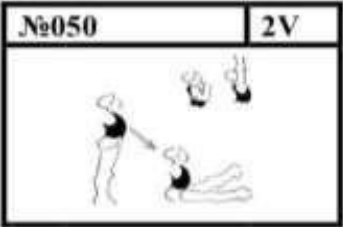

**INDIVIDUAL ELEMENTS
FLEXIBILITY, BALANCE, AGILITY**

№ 001  2"	1V	№ 002  2"	2V	№ 003  2"	2V	№ 004  2"	2V
№ 005  1 sok 2"	3V	№ 006  2"	4V	№ 007  2"	3V	№ 008  2"	3V
№ 009  2"	2V	№ 010  2"	3V	№ 011  2"	4V	№ 012  2"	3V
№ 013  2"	6V	№ 014  OR 2"	3V	№ 015  2"	2V	№ 016  2"	2V
№ 017  2"	3V	№ 018  2"	3V	№ 019  2"	1V	№ 020  2"	3V
№ 021  2"	4V	№ 022  2"	6V	№ 023  2"	2V	№ 024  2"	5V


















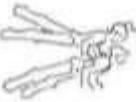






INDIVIDUAL ELEMENTS TUMBLING

№ 025	1V	№ 026	2V	№ 027	4V	№ 028	2V
							
№ 029	4V	№ 030	1V	№ 031	2V	№ 032	3V
							
№ 033	3V	№ 034	4V	№ 035	4V	№ 036	8V
							
№ 037	4/4	№ 038	B 4/4	№ 039	F 4/4	№ 040	V
	9V		7V		7V		
№ 040	3V	№ 041	14V				
							






















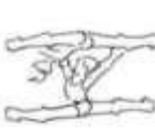


MOTION BASE
























PAIRS – BALANCE ELEMENTS

№073	2V	№074	2V	№075	2V	№076	2V
							
№077	3V	№078	3V	№079	5V	№080	7V
							
№081	7V	№082	8V	№083	4V	№084	6V
							
№085	4V	№086	3V	№087	3V	№088	4V
							
№089	4V	№090	3V	№091	4V	№092	3V
							
№093	4V	№094	4V	№095	5V	№096	5V
							


PAIRS – BALANCE ELEMENTS


№097 	1V	№098 	2V	№099 	3V	№100 	2V
№101 	3V	№102 	3V	№103 	3V	№104 	4V
№105 	4V	№106 	4V	№107 	4V	№108 	6V
№109 	2V	№110 	3V	№111 	5V	№112 	4V
№113 	4V	№114 	4V	№115 	5V	№116 	2V
№117 	2V	№118 	4V	№119 	8V	№120 	V


PAIRS – BALANCE ELEMENTS


№121	1V	№122	3V	№123	3V	№124	3V
							
№125	5V	№126	3V	№127	4V	№128	3V
							
№129	5V	№130	5V	№131	4V	№132	4V
							
№133	6V	№134	4V	№135	2V	№136	3V
							
№137	4V	№138	6V	№139	V5	№140	V7
							

PAIRS – BALANCE ELEMENTS






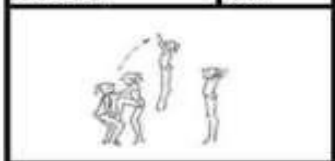








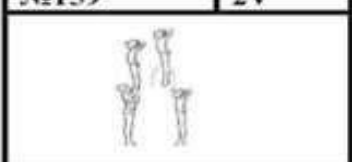









№ 141	5V
	






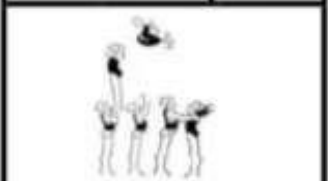
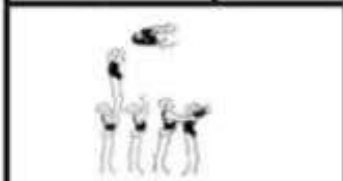
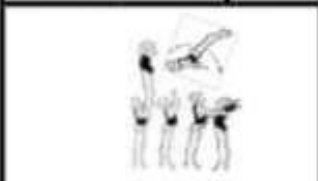




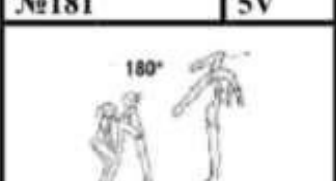
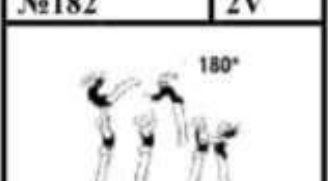
№ 142	5V
	



№ 143	V
	

№ 144	7V
	

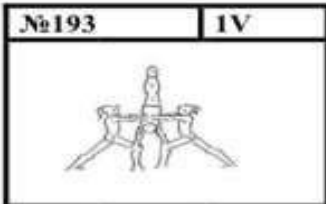
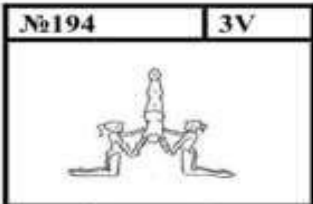
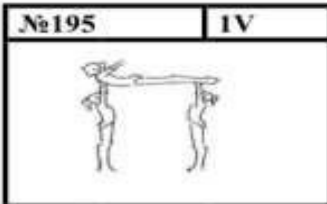
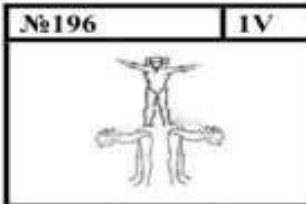
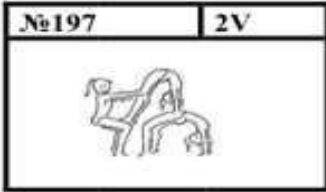
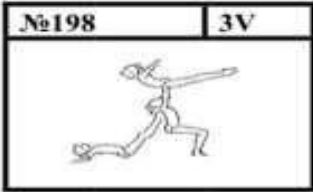
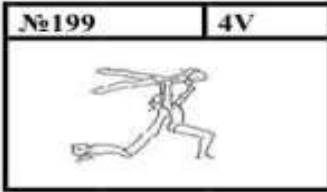
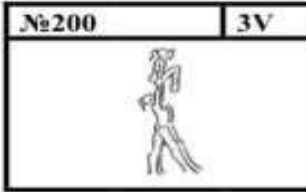
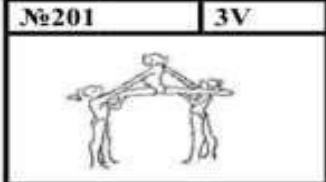
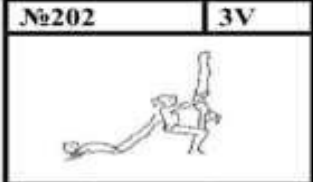
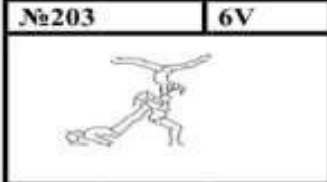
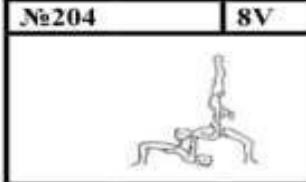
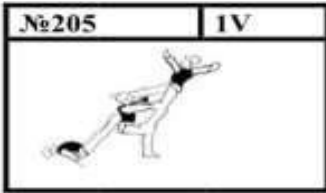

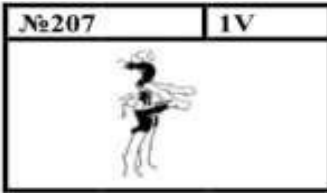
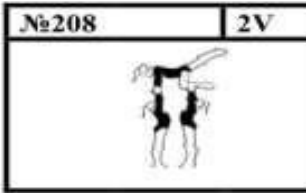
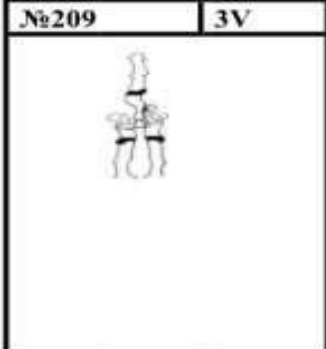
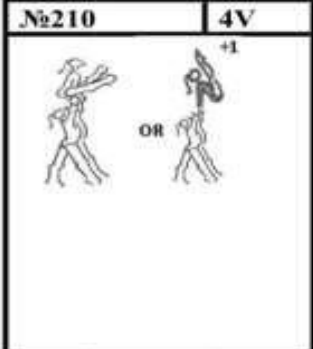
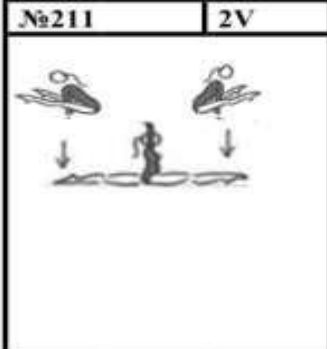
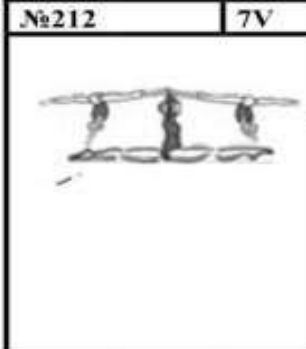
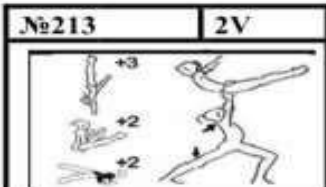

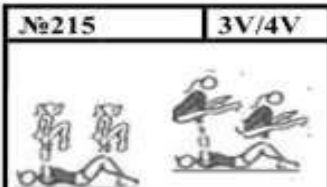

PAIRS – DYNAMIC ELEMENTS

№0145	1V	№146	1V	№147	2V	№148	2V
							
№149	3V	№150	2V	№151	3V	№152	3V
							
№153	5V	№154	5V	№155	4V	№156	4V
							
№157	2V	№158	5V	№159	2V	№160	5V
							
№161	6V	№162	4V	№163	3V	№164	2V
							
№165	1V	№166	4V	№167	3V	№168	1V
							

№169	4V	№170	7V	№171	6V	№172	6V
							
№173	5V	№174	5V	№175	6V	№176	7V
							
№177	6V	№178	2V	№179	4V	№180	5V
		$\frac{1}{4}$ front 		$\frac{4}{4}$ front 		R 	
№181	5V	№182	2V	№183	V	№184	V
180° 		180° 					

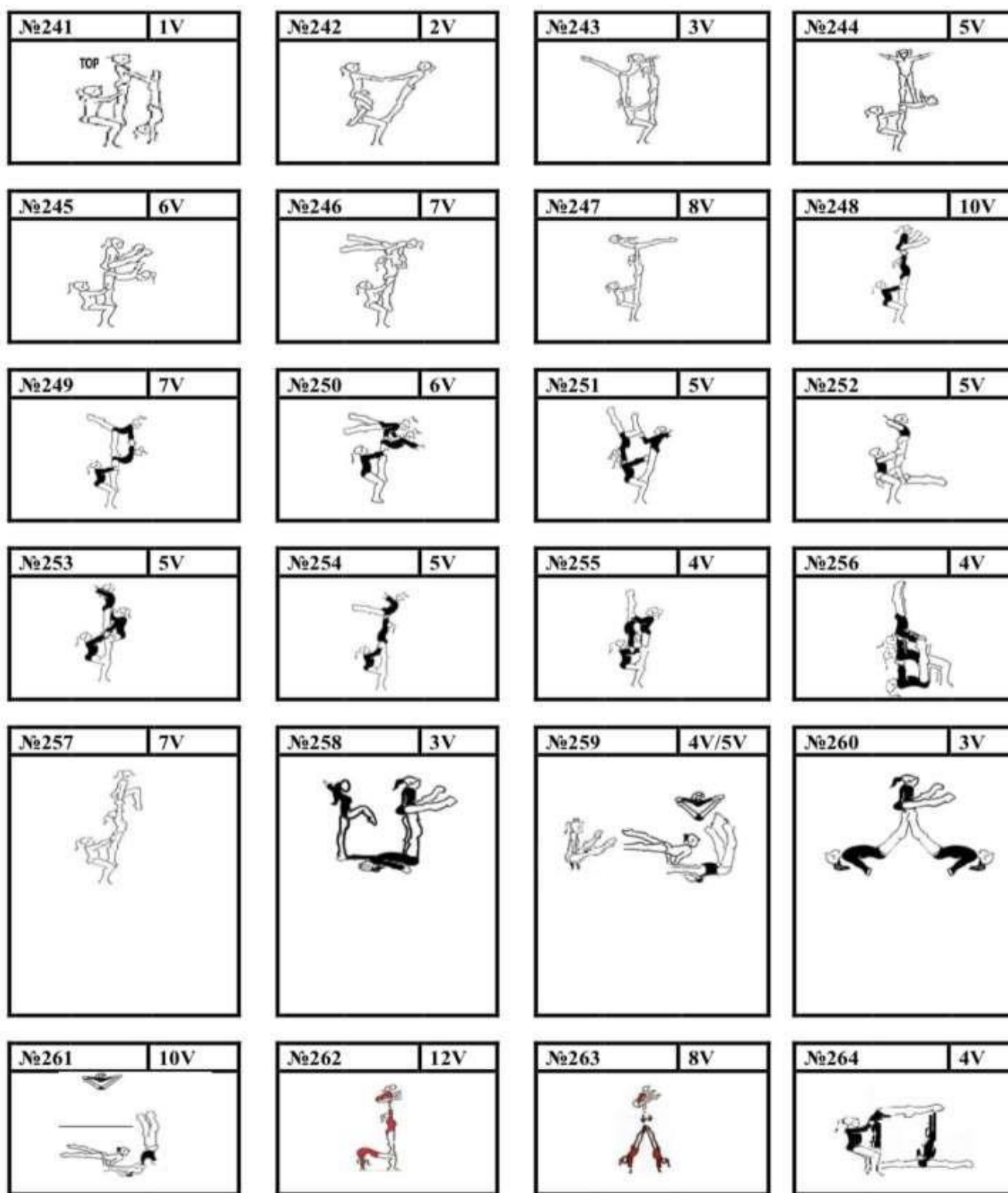
№ 183	2V	№ 184	3V
180° 		360° 	

WOMEN'S GROUP – BALANCE ELEMENTS

























№193 	1V	№194 	3V	№195 	1V	№196 	1V
№197 	2V	№198 	3V	№199 	4V	№200 	3V
№201 	3V	№202 	3V	№203 	6V	№204 	8V
№205 	1V	№206 	4V	№207 	1V	№208 	2V
№209 	3V	№210 	4V	№211 	2V	№212 	7V
№213 	2V	№214 	2V	№215 	3V/4V	№216 	5V

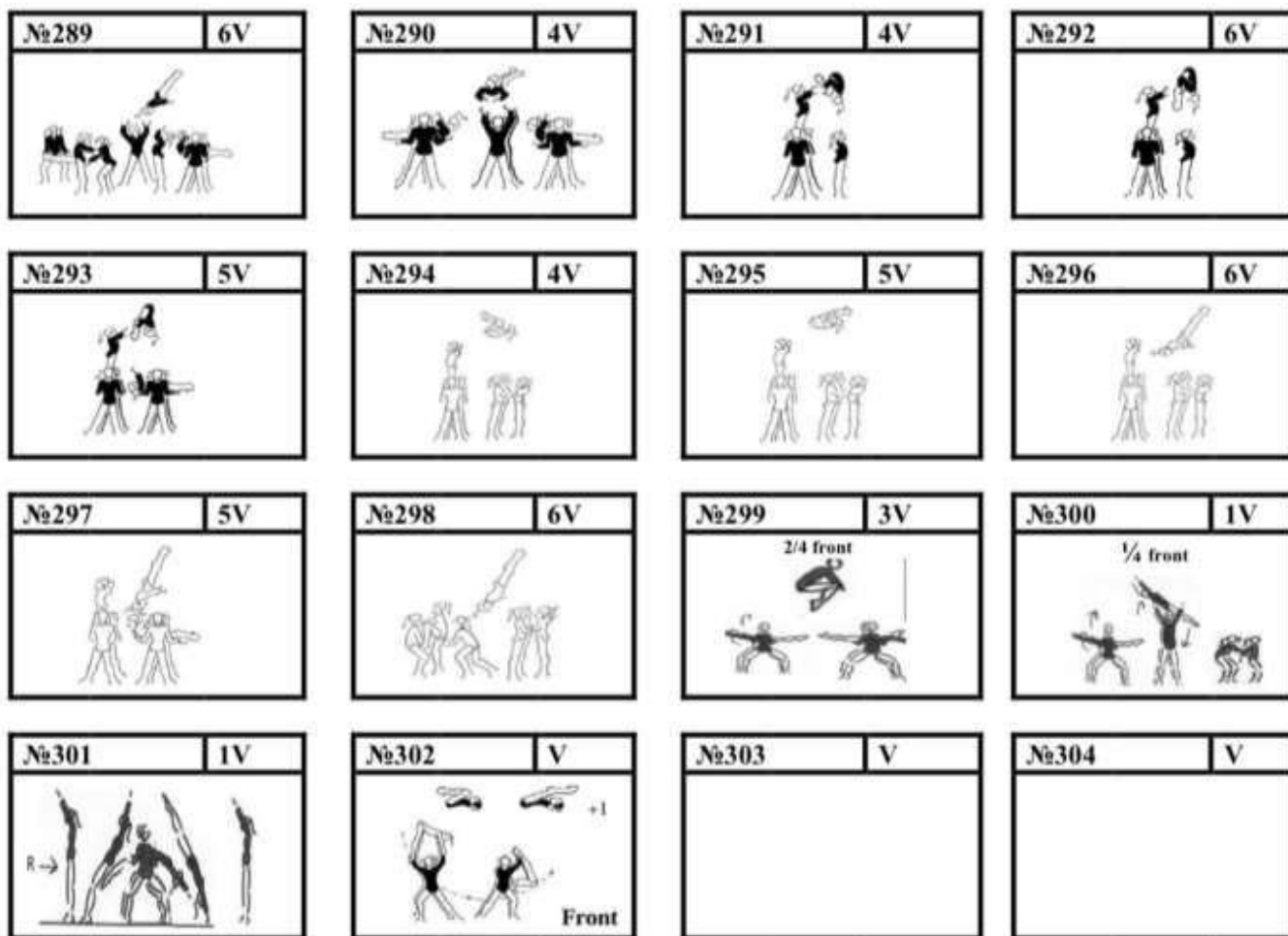
WOMEN'S GROUP – BALANCE ELEMENTS

<div>№217</div> <div>2V</div> <div> </div>	<div>№218</div> <div>3V</div> <div> </div>	<div>№219</div> <div>3V</div> <div> </div>	<div>№220</div> <div>3V</div> <div> </div>
<div>№221</div> <div>4V</div> <div> </div>	<div>№222</div> <div>3V</div> <div> </div>	<div>№223</div> <div>4V</div> <div> </div>	<div>№224</div> <div>6V</div> <div> </div>
<div>№225</div> <div>4V</div> <div> </div>	<div>№226</div> <div>3V</div> <div> </div>	<div>№227</div> <div>6V</div> <div> </div>	<div>№228</div> <div>2V</div> <div> </div>
<div>№229</div> <div>2V</div> <div> </div>	<div>№230</div> <div>5V</div> <div> </div>	<div>№231</div> <div>3V</div> <div> </div>	<div>№232</div> <div>3V</div> <div> </div>
<div>№233</div> <div>2V</div> <div> </div>	<div>№234</div> <div>4V</div> <div> </div>	<div>№235</div> <div>3V</div> <div> </div>	<div>№236</div> <div>3V</div> <div> </div>
<div>№237</div> <div>4V</div> <div> </div>	<div>№238</div> <div>4V</div> <div> </div>	<div>№239</div> <div>4V</div> <div> </div>	<div>№240</div> <div>3V</div> <div> </div>


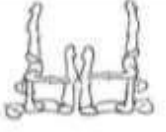
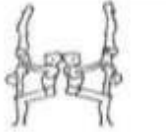
















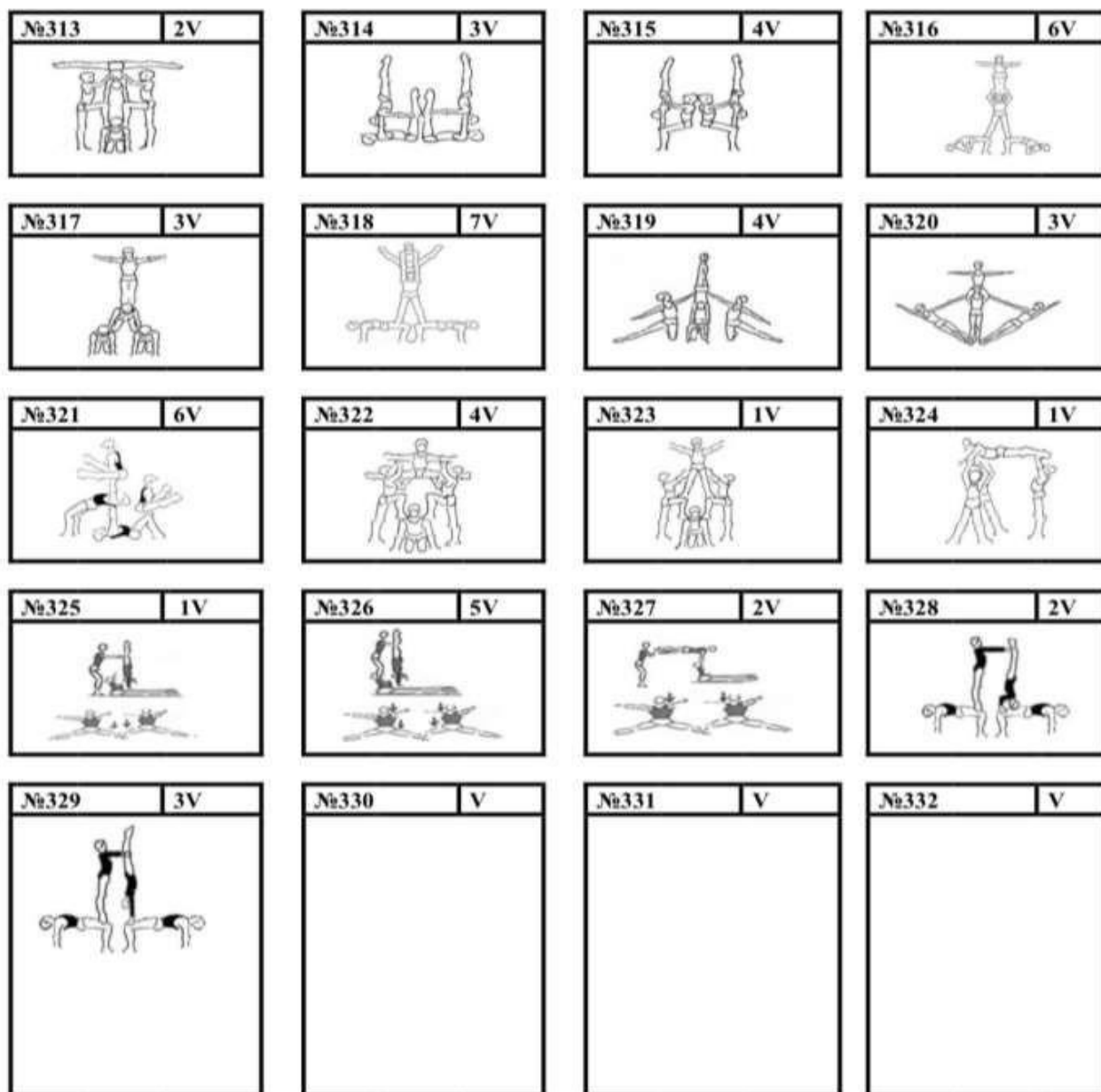
WOMEN'S GROUP – DYNAMIC ELEMENTS

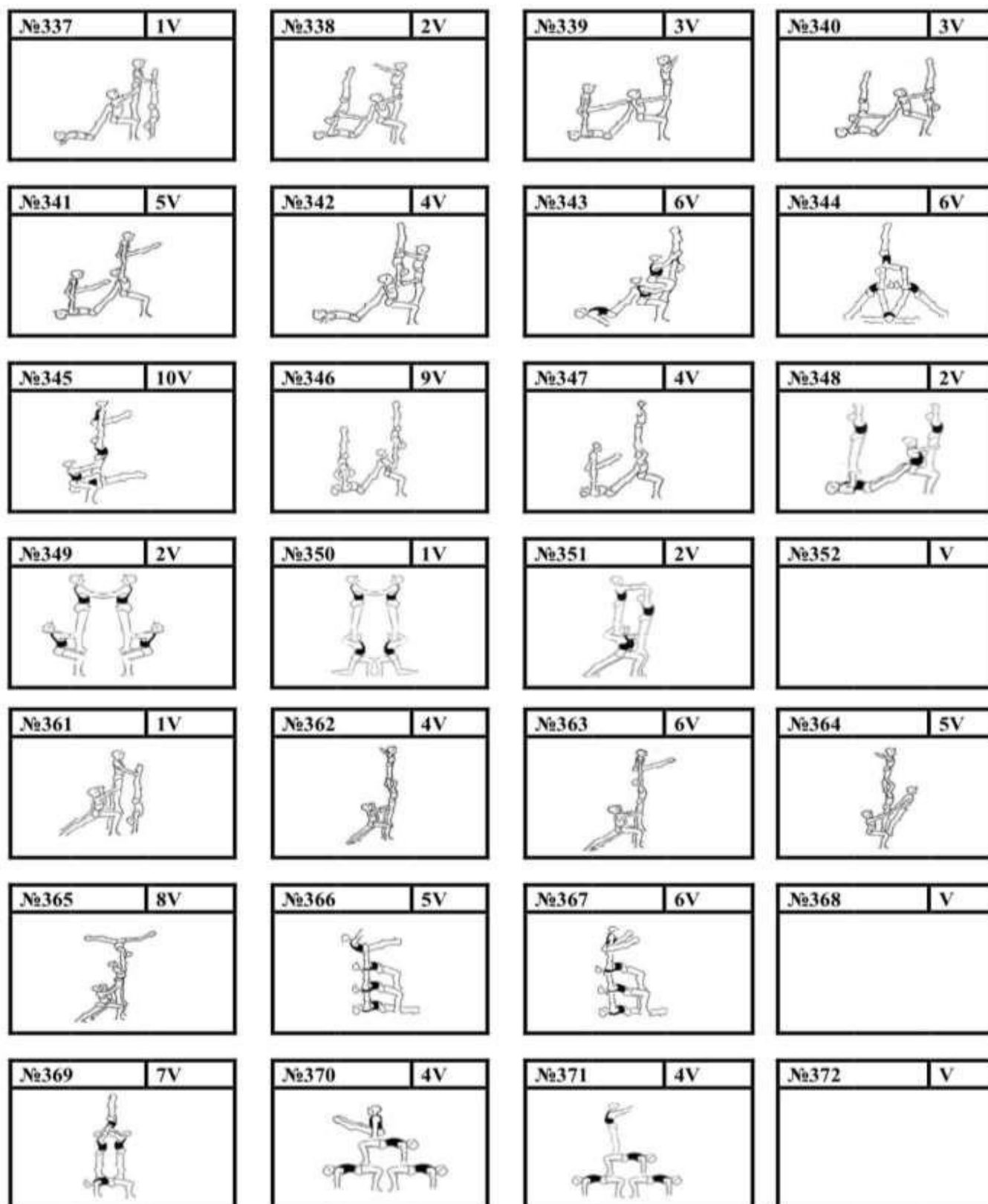
№265 	2V	№266 	2V	№267 	1V	№268 	2V
№269 	3V	№270 	3V	№271 	4V	№272 	2V
№273 	1V	№274 	2V	№275 	3V	№276 	2V
№277 	4V	№278 	4V	№279 	3V	№280 	4V
№281 	5V	№282 	4V	№283 	5V	№284 	5V
№285 	2V	№286 	5V	№287 	6V	№288 	7V
























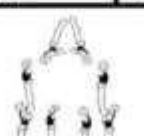
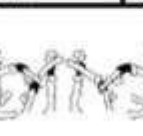
MEN'S GROUP – BALANCE ELEMENTS

№313	2V	№314	3V	№315	4V	№316	6V
							
№317	3V	№318	7V	№319	4V	№320	3V
							
№321	6V	№322	4V	№323	1V	№324	1V
							
№325	1V	№326	5V	№327	2V	№328	2V
							
№329	3V	№330	V	№331	V	№332	V
							





MEN'S GROUP – DYNAMIC ELEMENTS

№385 3V 	№386 2V 	№387 4V 	№388 2V 
№389 3V 	№390 4V 	№391 4V 	№392 5V 
№393 7V 	№394 4V 	№395 5V 	№396 6V 
№397 7V 	№398 8V 	№399 2V 	№400 3V 
№401 6V 	№402 5V 	№403 6V 	№404 7V 
№405 2V 	№406 7V 	№407 4V 	№408 2V 